

**Version 8.5 - Beta 1**



## Release Notes

**Note:** Before using this information and the product it supports, read the information in "Notices" on page 129.

**Beta 1 Edition - Revised (May 30, 2008)**

This edition applies to IBM® Lotus® Notes® 8.5 and IBM Lotus Domino™ 8.5, and to all subsequent releases and modifications until otherwise indicated in new editions.

© Copyright International Business Machines Corporation 1994, 2008. All rights reserved.

US Government Users Restricted Rights - Use, duplication or disclosure restricted by GSA ADP Schedule Contract with IBM Corp.

<b>About this release.....</b>	<b>1</b>
Welcome .....	1
Welcome to IBM Lotus Notes, Domino, and Domino Designer .....	1
Notes and Domino Help - usage and availability .....	1
New in this release.....	3
New features in IBM Lotus Notes 8.5 .....	3
New features in IBM Lotus Domino 8.5 .....	6
New features in IBM Lotus Domino Designer 8.5.....	8
New features in IBM Lotus Domino Web Access 8.5 .....	12
<b>Installation, migration, upgrade, and configuration information .....</b>	<b>15</b>
Hardware requirements .....	15
Notes and Domino 8.5 hardware requirements.....	15
Domino and DB2 - server requirements .....	15
IBM i: Hardware requirements .....	16
Tested Smartcard packages.....	17
Software requirements .....	20
Notes and Domino 8.5 platforms and system requirements.....	20
Linux - required packages and updates .....	29
IBM i: Software requirements .....	32
IBM i: Tivoli License Compliance Manager 2.2 .....	33
IBM i: Features not available with Domino 8.5 .....	33
Supported LDAP directory servers .....	34
Domino Web Access system requirements .....	34
Web browsers supported.....	36
KeyView filter formats supported.....	36
Lotus Sametime servers and available features.....	39
Installation notes .....	39
Uninstall before installing Notes 8.5 beta .....	39
Notes 8.5 Beta install on Linux .....	39
IBM i: System values required for install on Japanese systems.....	42
IBM i: Domino installation and upgrade .....	42
IBM i: EZ Setup option not available with i 6.1 .....	46
IBM i: Getting started .....	46
IBM i: Program conversion .....	48
Upgrade notes .....	49
Uninstall Notes before upgrading to 8.5 beta .....	49
IBM i: Autonomy Keyview filter version .....	49
IBM i: Checklist for upgrading.....	49
IBM i: Enable C/C++ Applications for 64-bit support .....	51
IBM i: RUNDOMCMD CALL PGM(COMPACT) must run in *BATCH .....	52
IBM i: Sametime customization saved on upgrade .....	52
Mail Letterheads and upgrading from previous releases of Notes .....	53
Notes 8.0.1 to Notes 8.5 on Solaris requires clean installation .....	53
Windows 2003 64-bit: Domino service will not install on upgrade .....	53
Configuration notes .....	53
Configuring Domino Web Access.....	53
DCT - Java memory requirements .....	54
IBM i: Choose the format of HTTP log files .....	54
IBM i: JVM property settings on a per Domino server basis.....	54

Macintosh: LotusScriptExtensions file on Mac OS X.....	55
Notes.ini setting to control the Expires header for Dojo files .....	55
Rich text and attachment XPage controls (web) .....	55
Sametime Awareness not showing in some Notes views .....	56
Use an HTTP-proxy Servlet to restrict URLs to external servers .....	56
Windows: NTLMv1 and v2 proxy with integrated authentication .....	58
<b>Known limitations, problems, and workarounds .....</b>	<b>59</b>
Limitations .....	59
Client issues .....	59
Cannot drag/drop attachments from Notes to Sametime .....	59
Citrix: Select Sound list is blank .....	59
F1 Help for File -> Preferences not comprehensive .....	59
Help Search -- Not all results can be synchronized with Contents .....	60
Notes Selection model may not work well with Select key .....	60
DECS issues .....	60
DECS is not available as part of 8.5 beta program .....	60
Domino Designer issues.....	60
Changed limits on design element name length , uniqueness .....	60
Online Help plug-ins take long time to index when first accessed .....	60
Query Views on top of DAVs not operating correctly .....	61
Domino Domain Monitoring issues.....	61
IBM i: DDM memory probe reports 2x usage for Java agent .....	61
Lotus Symphony issues.....	61
Domino Designer menu and toolbar are shown in Symphony .....	61
Forms are not saved correctly in .PPT format .....	61
Formula result is incorrectly shown when opening Lotus 123 file .....	61
Graphics with text cannot be copied to other applications .....	62
Hyperlink with mixed-byte characters may be duplicated on Save .....	62
Linux: No "Save as type" option available on SUSE .....	62
Notes toolbar options are shown in Symphony .....	62
Save unsupported document type may cause data loss .....	62
Spellcheck does not support user dictionaries for some languages .....	62
Tables in Notes cannot be copied to Lotus Symphony Presentations .....	62
User cannot Undo if a document is not completely loaded .....	62
"Reversing Path Direction" is not supported for animation effect.....	63
Notes client on Macintosh issues .....	63
Cannot use embedded browser to run applets on Macintosh .....	63
Macintosh PowerPC is not supported with this beta .....	63
Spell checker not supported for some languages .....	63
Unable to consume Web Services on the Macintosh .....	63
Roaming user issues .....	64
Debug console for Java replication briefly appears .....	64
Do not apply roaming policy to registered roaming users .....	64
Do not combine Domino server roaming with file server roaming .....	64
Ensure databases have replicated after policy upgrade to roaming .....	64
Notes client Basic with roaming does not support policies .....	64
Some Notes.ini settings not retained for roaming .....	65
Upgrading a second Notes client computer to roaming .....	65
Upgrading to roaming with Notes client basic configuration .....	65

Security issues .....	65
XPages runtime security is not fully enabled .....	65
Server issues .....	65
DCT - Check for Updates feature is temporarily unavailable .....	65
DCT not supported for use with DB 2 Access servers .....	65
IBM i: Java heap dump not generated with "classic" JVM .....	66
Limit number of users for Auto -Populated Groups feature .....	66
User registration tool creates some required roaming files .....	66
Known problems and workarounds .....	66
Activities issues .....	66
Cannot add a file to some entries after deleting a file .....	66
Comments and To-do Responses to private entries are not private .....	66
Completed To-do entries may appear in Calendar .....	67
DBCS attachment displays incorrectly in the Activities sidebar .....	67
Local database document does not open correctly when launched .....	67
Log into Activities to see Activities To -Do in Notes calendar .....	67
Quick Find in Overview may not be desirable .....	67
Roundtrip editing of files is not supported .....	67
Show Business Card might result in an error .....	67
Show related activities not working for Notes mail .....	67
The By Priority view and Overview are not drag /drop enabled .....	68
Client issues .....	68
BIDI issues with brackets .....	68
Cannot launch Notes if Admin and Designer are running .....	68
Catalog update can hang Notes when certification is required .....	68
Command line launch w/db specified opens in wrong application .....	69
Create/Text menus may not work when editing a document .....	69
Domino Designer Preferences showing in Notes Preferences window .....	69
Duplicate bookmarks when starting Notes after Designer .....	70
Notes sidebar display issue .....	70
Removing an assigned widget policy can lock widgets .....	70
Roaming considerations for Beta .....	70
Unable to launch IBM Support Assistant .....	71
Composite Applications issues .....	71
Cannot wire some Portal navigator actions .....	71
Clicking Apply for new wire can result in error .....	72
Corrupted character appears in page title tab of local files .....	72
Deleting certain components from a Portal -based app causes error .....	73
Error when adding NSF component to Portal application .....	73
Generic Web container visible on Linux but not supported .....	73
Linux: Adding widget causes errors and requires restart in CAE .....	73
Linux: Generic Web container component displays on palette .....	73
Property to property wiring not saved for Portal applications .....	74
Source page in View All Wires not displaying when name is long .....	74
Contacts issues .....	74
International Alpha tab issues .....	74
Moving a recent Contact with a domain in the address .....	74
Domino Designer issues .....	74
Cannot close progress page in Domino Designer .....	74

Cannot initiate Sametime chat from Designer when logged in .....	75
Cannot minimize Designer properties panel if Infobox is open .....	75
Cannot replace image used in shared image resource .....	75
Changing WSDL files created in previous releases will not save .....	75
Create Agent does not open Agent editor if Designer not running .....	75
Created Design element opens element then switches tab to list .....	75
Creating a new design element via context menu may cause error .....	75
Delete bookmarks manually.....	76
Designer Element List sometimes appears within Notes Client.....	76
Designer menu duplications depending on launch sequence.....	76
Designer Search of templates or applications can cause a hang .....	76
Designer Welcome page does not open if Notes already running .....	76
Extra Forms design list opened when invoking Designer from Notes.....	76
Extra network activity generated when design locking is enabled .....	76
Forms Design element list can unexpectedly open in Notes .....	76
Generate and Source context menus appear in Notes.....	77
Import Style Sheet button in element list editor does not work .....	77
In Domino Designer, Notes Preview does not launch Notes client .....	77
Inconsistent Escape key behavior .....	77
Initial creation of a classic design element disables menu bar .....	77
Issues specific to Domino Designer 8.5 Beta .....	77
Open database in Designer does not select database in Navigator .....	78
Pager Control.....	79
Provisional locking .....	79
Renaming an image adds two file extensions to end of the name.....	79
Status bar does not display Document is locked /unlocked message .....	79
Switching ID files in Designer causes unwanted results .....	79
View Agents in Notes does not open Agent element list .....	80
View Design does not always open to forms element list .....	80
XPages disabled on Domino for i.....	80
Domino Web Access issues .....	80
Domino Web Access 8.5 Beta 1 issues .....	80
Domino Web Access Ultralite 8.5 Beta issues .....	81
IBM i: iNotes with Sametime chat/awareness requires port 80 .....	81
Some Mail policy settings not supported .....	82
Installation issues .....	82
Uninstall before installing or upgrading to Notes 8.5 beta .....	82
IBM i: CHKPRDOPT error messages in language environments .....	82
IBM i: Domino installation may fail with signature violation.....	82
IBM i: Missing Java option not always reported during install.....	83
Instant Messaging issues .....	83
Exit Notes with an open video chat in progress causes hang.....	83
Lotus Symphony issues.....	83
Application crashes when exporting new encrypted document to PDF .....	83
Application will not exit with unsaved Symphony document .....	84
Colors setting cannot be applied or restored correctly.....	84
Data validity list rule may not be saved in MS Excel format .....	84
Error message shows when activating restored documents .....	84
f32main.exe processes appear opening file with Freelance OLE .....	84

Failure to send crash report when Lotus Notes does not start up .....	84
Hyperlink target may be changed if pasted from Symphony document .....	85
JAWS 8.0: Marked words cannot be read out consistently .....	85
JAWS: Version 8.0 or higher is needed using Windows .....	85
Notes with Symphony cannot be launched with JAWS running .....	85
ODF file association is overwritten .....	86
Portrait orientation may be changed when opening Freelance files .....	86
Red Hat: Toolkit samples will not run in development environment .....	86
SLED 10: SCIM 1.4.5 or higher is needed .....	86
Some bullets may not be displayed in Numbering and Bullet dialog .....	86
Some customized Preference settings are not kept after upgrading .....	87
Symphony documents cannot be opened correctly via LotusScript .....	87
Symphony freezes when invoking system menu with JAWS running .....	87
TOC hyperlink in MS Word document does not work in Symphony .....	87
Toolkit: Need to add links when setting up Linux dev environment .....	87
UI labels may be truncated with an ellipsis at the end .....	88
Mail issues .....	88
Copy/paste DBCS characters from View Attachment issue .....	88
Interoperability of built-in view icons .....	88
Status area may not display correct number of messages selected .....	88
Notes client on Linux issues .....	89
Cannot install to Arabic locale .....	89
Cannot use ComboBoxEditor on Linux .....	89
Crash when trying to switch replicas .....	89
Date picker is inconsistent for Thai locale .....	89
Error message pops up when installing Notes RPM .....	90
Font size does not display in the infobox .....	91
Issue importing an Excel file into RTF .....	91
Missing components if many RPM/DEB are installed at one time .....	91
No new mail notification in system tray .....	92
Notes hangs when closing after previewing any Activities entry .....	92
NSF files cannot be opened by Notes via double click .....	92
Paper size different though settings are the same .....	92
Print preview and actual print result is not fully consistent .....	93
Printer always prints A4 size even if size setting is changed .....	93
Resizing OS font without Notes running will cause display issue .....	93
Some attachments cannot be dragged /dropped to OS folder .....	93
Some imported/attached files will not be displayed correctly .....	94
Spell check dialog UI display is misleading .....	94
Thai language is missing from Primary Dictionary .....	94
Ubuntu: Cannot input DBCS characters into phone message .....	94
Ubuntu: Embedded browser does not support SSL -connected URLs .....	95
Ubuntu: Text truncated in some Archive panes /dialogs .....	95
Ubuntu: " Open with . . ." does not work for Notes RTF fields .....	96
Notes client on Macintosh issues .....	96
Attachment issues .....	96
Cannot preview all mail using the arrow keys on Macintosh .....	97
Cannot preview mail via arrow key .....	97
Drag-and-drop issues on Mac .....	97

Google gadget does not render properly in the Widget view .....	97
Launch and exit Notes issues .....	97
Macintosh: Java Agents on the Notes client .....	98
Macintosh: Make Notes Basic client my default e-mail client .....	98
Right-click will not work if right-double-click is enabled .....	98
Some shortcut keys are not supported supported .....	99
Programming issues .....	99
Path separator issues in formula language /LotusScript .....	99
Roaming user issues .....	100
Connection issues impact replication .....	100
File server roaming in links mode .....	101
File server roaming issues .....	102
Notebook.nsf not replicated to local server after roaming setup .....	102
Some changes to bookmarks may not roam .....	103
Upgrading or downgrading a user's roaming status .....	103
Search issues .....	103
IBM i: Summary information for Domain Search not displayed .....	103
Server issues .....	103
Domino crash from agent.run() with DIIOP on IBM i 6.1 .....	103
IBM i: CFGDOMSVR with TIMEZONE(* SYSVAL) .....	103
IBM i: Database name with extended characters not displayed .....	104
IBM i: HTTP crash when same port used by IPV 4/IPV6 .....	104
Non-English DAOS directory name may be problematic .....	104
<b>Documentation updates .....</b>	<b>105</b>
Notes Client Help .....	105
Application Catalogs help .....	105
Compressing in-line images .....	105
New drag-and-drop features .....	105
Domino Administration Help .....	106
Cannot use policy to create server connection document .....	106
WebSphere Services DDM probe not available for use .....	106
Composite Application Editor Help .....	107
New features for Composite Application Editor .....	107
Wildcard search and replace can produce unexpected results .....	107
Domino Web Access Help .....	108
Add an external calendar overlay .....	108
Domino Web Access client help not updated .....	108
New Web server tell command .....	108
Using Quickr with Domino Web Access .....	108
Domino for IBM i Documentation .....	109
IBM i: C and C++ Application requirements .....	109
IBM i: CFGDOMSVR maximum length of DOM and ORG keywords .....	110
IBM i: CFG/CHGDOMSVR TIMEZONE and DAYSAVTIME keywords .....	110
IBM i: Daylight Savings Time changes .....	111
IBM i: How to obtain additional spell-check dictionaries .....	111
IBM i: Parallel save capability with BRMS and i 5.4 .....	111
IBM i: Retrieve Domino Server Attributes API .....	112
IBM i: System Value QLOGOUTPUT .....	120
IBM i: Use of the forward slash "/" character .....	121



IBM i: Using i Navigator tasks on the Web .....	121
Activities Help .....	127
Activities sidebar documentation updates .....	127
<b>Notices and Trademarks .....</b>	<b>129</b>
Notices .....	129
Trademarks .....	131

# About this release

## Welcome

Lotus Notes, Domino Designer, Domino Server, Domino Web Access, Domino Access for Outlook, Domino Offline Services (DOLS), Domino for i, Domino for System z

### Welcome to IBM Lotus Notes, Domino, and Domino Designer

Welcome to the IBM® Lotus® Notes® and IBM Lotus Domino® Server family of software products. Lotus Notes 8.5 and Lotus Domino 8.5 are the latest releases of the world's leading products for information management, messaging, collaboration and application development.

These Release Notes contain information on the many new features and enhancements included in the Notes and Domino software products. For more detailed information on the features, see the online help for each product, as well as the "Documentation Updates" chapter of these release notes.

Before installing, please review the "Installation, migration, upgrade, and configuration information" chapter of these Release Notes.

Lotus Notes, Domino Designer, Domino Server, Domino Web Access, Domino Offline Services (DOLS), Domino for i, Domino for System z

### Notes and Domino Help - usage and availability

Following is information about the Help files provided with IBM Lotus Notes and Domino 8.5 Beta:

#### Notes and (New!) Domino Designer Eclipse-based Help

Lotus Notes and Domino Designer 8.5 include an Eclipse-based Help system that lets you display context-sensitive help in a side panel while you work. In addition to help for Notes and Designer, this Help includes sections on Sametime Connect, Activities, Feeds, Composite Application Editor, Portal Template Library, Google Desktop Search, and IBM Lotus Symphony, all of which might be installed during or after Notes client installation. The help travels with its component, and therefore each section is installed on your computer in its own path within the Notes data\framework directory.

You can access Notes client end-user and Domino Designer Help in the following ways.

- Click **Help --> Help Contents** from the menu bar
- For context-sensitive help, press F1 (Ctrl+F1 for Linux users), click **Help --> Dynamic Help** from the menu bar, or click the "?" in the toolbar or in the top right corner of most dialog boxes

Also see the Documentation Updates section of these release notes.

**New! IBM Lotus Domino and Notes Beta Information Center**

Administrative help for the Domino server, Notes client, and Domino Administrator client, as well as end-user help, for the 8.5 beta release can also be found in an IBM Domino and Notes Information Center:

<http://infocenters.lotus.com/help7/index.jsp>

This Information Center also contains the help for the Lotus Domino 8.0.1 and 8.0.2 (beta) Administrator, including Domino Access for Microsoft Outlook (8.0.2 only). Each topic contains a Comments field where you can enter your opinion on the beta information so that it can be considered for the final version of the documentation.

**Administrator Help**

Lotus Notes and Domino 8.5 Beta includes a Help .NSF file and an information center link (see above) for Lotus Domino Administrator help, including server and client installation, upgrade, and configuration. The Help .NSF file is installed by default in the HELP directory of your data directory.

Title	Database file name	Description
Lotus Domino Administrator 8.5 Help	HELP85_ADMIN.NSF	Lotus Domino server and Lotus Domino Administrator Help

You can access Domino 8.5 Beta Administrator Help in the following ways:

- For the most current help, see <http://infocenters.lotus.com/help7/index.jsp>
- Click the link to Help on the Domino Administrator Welcome page
- Click **Help --> Help Topics** from the menu bar
- Press F1
- Click the "?" in the top right corner of most dialog boxes
- Click **File --> Application --> Open** and browse to your local directory or a Domino server


## New in this release

Lotus Notes, Domino Designer, Domino Server, Domino Web Access, Domino Access for Outlook, Domino Offline Services (DOLS), Domino for i, Domino for System z

### New features in IBM Lotus Notes 8.5

The following list represents an overview of the new features that are available in IBM Lotus Notes 8.5. For more comprehensive information about new features, please refer to the Lotus Notes 8.5 Help documentation by choosing "Help -> Help Contents" from the menu bar, or on-line at: <http://infocenters.lotus.com/help7/index.jsp>.

#### General Functionality

- Context menus have been streamlined for Mail, Contacts, and To Do views. Right-click documents in any of these views, and you will see a more concise menu, with options relevant to the context. Additionally, you can right-click documents to mark them read or unread.
- Navigate Notes preference fields using the Tab key.
- Automatically compress images pasted into documents. Note that bitmap (.bmp) images that are *imported* into a Notes document are compressed; bitmap images that are *pasted* into a Notes document are converted to .gif or .jpg format. Choose "File -> Preferences -> Basic Notes Client Configuration", and then choose the appropriate setting under 'Additional options' (the setting is selected by default).
- Drag-and-drop has been enhanced. Drag-and-drop between rich text fields in Notes documents (Windows only), drag Sametime Contacts names or groups to Notes name fields and rich text fields, or drag names from external applications to Notes name fields.
- Roaming User for Notes standard configuration is introduced in this release. A new Roaming policy settings document is introduced to support this functionality, as are two new roaming-specific databases (a Feeds subscription database and an Eclipse™ plug-in data and preferences database). User files configured for roaming now appear in a single Roaming Applications folder on the Notes replicator page. A new Roaming preference panel is available for Notes users configured for file server-based roaming. **Note:** Roaming User in the Notes standard configuration is not supported on the Mac OS® or Linux platforms for this beta release.
- When you hover over Live Text and the cursor appearance changes, you can left-click the Live Text instance to start an action. If a default action has been assigned, the action runs. If no action has been defined as default, a panel of options appears.  
  
The right-click Live Text action available in Notes 8.0.1 has been replaced with a Live Text context menu which you can access by clicking on the hover icon  which displays when you hover over any Live Text instance.
- Widgets and Live Text support on the Linux® and Mac OS platforms is introduced with this release; previously, Widgets and Live text was available on supported Windows platforms only.
- Notes 8.5 adds support for installation and use on Macintosh OS. See the "Notes and Domino 8.5 platforms and system requirements" release note for operating system version support.
- Notes 8.5 adds support for installation and use with Citrix® software. See the "Notes and Domino 8.5 platforms and system requirements" release note for version support. **Note:** This support was initially made available in Notes 8.0.1.
- Notes 8.5 adds support for Notes standard configuration installation and use from a USB drive.

- The Notes basic configuration Allclient install kit is no longer available, however the Notes-only basic configuration install kit remains available. Customers looking to install or upgrade to the Domino Designer 8.5 or Domino Administrator 8.5 clients must use the Notes standard configuration Allclient install kit. This is applicable to the Windows client platform as there is no Notes basic configuration install kit for the Mac OS or Linux platforms.
- The Notes start-up sequence has been reordered as part of a performance enhancement in this release.

## Mail

- Type-ahead includes all e-mail addresses stored in a user's contact entry. To select an alternate e-mail address, when you begin typing a name, select "Other E-mail Addresses" from the menu that appears. The more frequently-used addresses display at the top of the list.
- A new Folder column in the mail 'All Documents' view displays any mail folders that a document is in.

## Calendar

- Add Google Calendar™ entries, another Notes user's calendar, or an iCal® feed. In the Views panel of the calendar navigator, choose "My Calendars -> Add a Calendar". Once the name you give to the other calendar displays in your navigator, click the check box beside it to display its calendar entries.
- Horizontal scroll bar for Calendar views has been added. When all of the header information for calendar entries cannot be displayed completely for a day in a calendar view, the day displays a horizontal scroll bar. You can use a mouse or the keyboard left and right arrow keys to scroll with the bar, and display the rest of the header information for calendar entries.

## Contacts

- Importing and exporting contacts is available. To import external contacts to your Notes Contacts, from Contacts, choose "File -> Import Contacts". If field remapping is required, it can be done first, or done in Contacts after the import. To export your contacts, and to now filter which contacts and fields to export, from Contacts, choose "File -> Export -> Contacts".
- Forward contacts as a vCard from Contacts. Select the contact(s) you want to forward as a vCard and choose "Forward vCard".
- Add international sets of alphabet tabs. Choose the menu icon at the bottom of the tabs column, and then choose from Greek, Hebrew, Arabic, Thai, Vietnamese, Japanese, or Cyrillic.

## Notes Applications

- New Notebook (formerly Personal Journal template). The Personal Journal template has a new name, and a new look. When you install or upgrade to Notes 8.5, any new Notebook you create will use the new template (Notebook8.ntf). In addition, any existing journal template will be updated automatically if one of the following conditions are met.
  - It is named journal.nsf
  - It was created from the Default Home Page
  - It was created manually using "File > Application > New" and was subsequently linked to your default Home page by using the "Set Journal" option. Journals created this way but not linked to your default Home page will not be updated automatically. Use "File > Application > Replace Design" to update existing journal templates manually.

- More seamless failover in mail client and composite applications. Since version 8.0, the Notes client is itself an example of a composite application involving both Java and non-Java components. In the Notes client for this release, regardless of which part (component) of your mail client you are in, initiating an action when your mail server is down will cause that component to fail over to another server in the cluster.

For example, if you are working in the Follow Up or Calendar miniview (an .NSF component of your mail application) and your mail server goes down, the miniview will fail over. Moreover, the failover of one component triggers all related components to fail over; in the previous example, the failover by the miniview triggers the Inbox to fail over as well.

### **Sametime in Notes 8.5**

- Drag messages to add names to your Sametime Contacts list. You can drag a Mail message to any personal group in your Sametime Contacts list and add all the members of the group to your list at one time. This can also be done with Calendar and To Do entries that have recipients (such as meetings or group To Do assignments), and with Contacts entries.

### **Lotus Symphony in Notes 8.5**

- Performance enhancements, including .ODP and .PPT file format save, application start up, new document creation, spell checking in Presentation and Spreadsheet, Presentation page painting, and an optimized sidebar refresh
- Interoperability with other file formats
  - Improved support for chart rendering, numbering and bulleting with Microsoft Office documents
  - Support for opening and playing Microsoft PowerPoint .PPS file format
  - Support for displaying Presentation table in OpenOffice.org
  - Improved support for graphics and layouts in SmartSuite documents
- Function enhancements in three editors
  - Support for the page slider function in Presentation
  - Support for the validity list function in Spreadsheet
  - Improved support for the Table of Contents function in Documents
  - Improved support for spell checking in Presentation template files
- Improved support for configurable default file types when creating new documents

Lotus Notes, Domino Designer, Domino Server, Domino Web Access, Domino Access for Outlook, Domino Offline Services (DOLS), Domino for i, Domino for System z

## **New features in IBM Lotus Domino 8.5**

The following list represents an overview of the new features that are available in IBM Lotus Domino 8.5. For more comprehensive information about new features, please refer to the Domino 8.5 Administrator Beta Help documentation, available by choosing "Help -> Help Topics" from the Domino Administrator client, or on-line at: <http://infocenters.lotus.com/help7/index.jsp>.

### **Notes Client Administration/Support**

- Notes 8.5 introduces support for file server roaming and IBM Lotus Domino server roaming, for the Notes Standard configuration client only. Server roaming is not supported with the Notes client basic configuration. If you use the Notes client basic configuration, you will roam as in previous Notes and Domino releases.
- Notes 8.5 introduces support for installation and use of the Notes Standard configuration client from a USB drive.
- Notes 8.5 introduces support for Widgets and Live Text on supported Linux and Mac OS platforms; previously this was available only on supported Windows platforms.
- Notes 8.5 supports installation and use on supported Mac OS X platforms.
- Notes 8.5 supports installation and use on supported Citrix platforms.

### **Databases**

- The Domino Attachment and Object Service (DAOS) reduces the total cost of ownership of maintaining any participating Notes database by storing all file attachments in a separate repository on the server and retrieving them by reference. Multiple copies of the same attachment in any participating Notes database on the server are stored only once, eliminating disk space devoted to duplicate storage.

### **Groups**

- The auto-populated groups feature uses pre-defined criteria to automatically determine and update group membership. Use the auto-populated groups feature to apply policies to users and groups based on their home servers.

### **Policies**

- Dynamic policy assignment is a new option for assigning explicit policies that allows administrators to assign policy settings to individual users and groups simply by specifying the appropriate user or group name in a policy document. As the organization changes, only the Group document needs to be updated. For example, if a user changes jobs or organizations, you do not need to determine which policies need updating; the updated group information is applied the next time the effective policy is calculated for any users in that group.
- A new Roaming policy page has been added in support of the file server roaming and Domino server roaming user functionality introduced in this release for Lotus Notes users (Notes Standard Client configuration only). A Domino 8.5 server is required to see and use the new policy page, and the new roaming functionality.

## Security

- Notes shared login allows users to start Lotus Notes and use their Notes ID, without having to provide Notes passwords. Instead, users only need to log into Microsoft Windows using their Windows password. Unlike the Notes Single Login feature in earlier releases, Domino 8.5 does not use the Windows password for the Notes ID file. Instead, it stores a secret used to unlock the Notes ID file in a secure way, provided by an external mechanism. Domino 8.5 uses a Windows mechanism, so the secret will only be accessible by users who have logged into Windows.
- A Notes ID vault is an optional, server-based database that holds protected copies of Notes user IDs. An ID vault allows administrators and users to easily manage Notes user IDs. When IDs are lost, new copies are easily recovered from the ID vault. When users forget their Notes passwords, administrators can provide help instructions that are displayed when users click the new Forgotten Password button in the Notes login window. Authorized personnel can reset (change) the passwords, without requiring access to the ID files or the vault. Or a custom self-service agent can be used to allow users to reset their own passwords. Policies are used to assign users to a vault, and copies of the user IDs are uploaded from Notes clients to the vault automatically after authentication with a server once the policy has taken effect.

Note: Because ID file synchronization work is still in progress, for beta you should use the vault only in a test environment, without production users and user IDs.

## Server

- Console log mirroring causes a new server thread to be created which monitors all messages written to the Console Log file, and duplicates those messages into another file. When the new file is filled, the thread closes the mirrored file and creates a new file into which subsequent messages are written.

## Server commands

- New and enhanced server commands include:
  - Show Stat Mail - View new messaging statistics in the server console window when you enter this command.
  - DAOS Prune - Forces objects in the Domino Attachment and Object Service (DAOS) repository that are currently awaiting deletion to be deleted immediately, overriding any specified setting for deferred deletion.
  - Show Tasks - The Show Tasks server command now includes task status from additional mail router threads, and generates detail regarding router activity.
  - Show Server and Show Directory - These commands now report whether the Domino Attachment and Object Service (DAOS) is enabled, and provide a list of which databases are included in DAOS, with details for each.

## Web Server

- The Domino Web server can serve files compressed by gzip (GNU zip); this feature is enabled by default. You must add the compressed file to the appropriate server directory, and certain restrictions apply.



## IBM i Operating System

IBM i is the new name for the i5/OS operating system, featuring the newest release, IBM i 6.1. IBM i is for IBM Power Systems including AS/400, iSeries, and System i. For more information, see <http://www.ibm.com/systems/i/>.

For more information about Domino 8.5 on IBM i and which versions of the IBM i operating system can be used with Domino 8.5, see the following release notes:

IBM i: Getting started

IBM i: Software requirements

Lotus Notes, Domino Designer, Domino Server, Domino Web Access, Domino Access for Outlook, Domino Offline Services (DOLS), Domino for i, Domino for System z

## New features in IBM Lotus Domino Designer 8.5

The following list represents an overview of the new features and improvements that are available in IBM Lotus Domino Designer 8.5. For more comprehensive information about new features, please refer to the Lotus Domino Designer 8.5 Help documentation, available by choosing "Help -> Help Contents" from the Domino Designer client.

### Domino Designer in Eclipse

Domino Designer moves to the Eclipse platform for Notes 8.5. This direction moves the application development aspects of Notes Domino to the same Eclipse platform that is supported starting with the Notes 8.0 client. You can consolidate application development onto the Eclipse platform - an open source, pluggable environment that helps you reduce training expenses while promoting reuse and sharing of IT artifacts for more efficient development. Lotus software embraces and builds upon many open standards and this move for Domino Designer 8.5 helps you combine collaboration tools and business applications for a more productive end user experience.

Some of the benefits of the move to the Eclipse platform include:

- Extensible script editor and debugger framework
- Built-in editors for CSS, XML, HTML
- Ability to take advantage of the continuing improvements in Eclipse
- Ability to extend the tool through Eclipse extension points
- Ability to work with multiple IBM tools in a single container

New design elements for this version include:

- XPages
- Custom controls
- Server-side JavaScript libraries
- Themes

## Application Design

### XPages

An *XPage* is a new design element that lets you create Web 2.0-enabled pages based on JSF technology. XPages remove the barrier of web programming in Domino by providing advanced page design capabilities and complete control of the generated markup. XPages also allow access to any kind of data, and provide an easy method for localizing applications. XPages are one of the design elements available from the Designer Navigator (the left-hand tab of the new user interface). Refer to the Designer online help for more information.

**Note:** IBM i does not support XPages in this beta release.

Specific features of XPages include:

- AJAX-enabled, for example, partial page refresh, type-ahead capability
- Advanced web control library, for example, tabbed panel
- Full support for styling using CSS
- Fully extensible using custom controls (composite controls or Java-based controls), or JSF extensions.

A *custom control* is a collection of controls that are stored as a single object. Similar to subforms in Domino Designer, custom controls are design elements that you can create once and add to multiple pages. When you update a custom control, every page that uses that custom control gets updated with the changes. This saves you design time because you do not have to update each separate page.

Common uses of custom controls include adding a company logo to business documents or adding mailing label information to mail and memo pages. A custom control can be a permanent part of a page or can appear conditionally, depending on the result of a formula. For example, you might offer users a choice of custom mail pages with different graphics and styles for various types of mail messages, such as memos, alerts, or letters.

In addition to reusing custom controls across multiple pages and managing updates in a single place, you can also add editable areas to custom controls, create shared libraries of custom controls to use across components, and organize custom controls in the Controls palette for easy access. By default, custom controls are stored as XSP and XSP-CONFIG files in your Eclipse workspace. Refer to the Designer online help for more information.

- JavaScript scripting language support for client-side and server-side actions
- Pre-built, simple actions provided for most common cases
- Direct access to Java libraries on the server
- Ability to use new *Themes* design element - Themes are available for XPages to provide server-side customization of HTML generation that can be used to define the look and feel of an application.

Themes can be set globally, to apply to all applications run on a server, or applied to a single application, and different themes can also be applied depending on context. Additional features of themes include:

- o A theme can assign values to any XML property, including such functional properties as the number of rows displayed by a view.
- o Themes can assign values of JSF expressions, which will be interpreted as if that expression was in the source.

- o Themes can be used to control all XML properties of an XPage.
- o Themes are different from Style Sheets in that they are not restricted to CSS styles. Themes can control all CSS style properties and the body style attribute for web pages served by Domino; the same theme can be customized to target the XPages and Domino Web environment with different properties.

Themes are one of the design elements available from the Designer Navigator (the left hand tab of the new user interface), and are available under the Shared Resources design element category. Refer to the Designer online help for more information.

### Classic Designer features

*JavaScript controls for display of rich text* - This release permits the display of rich text on the Web as a Dojo-based JavaScript control. Dojo is an Open Source DHTML toolkit written in JavaScript. See <http://dojotoolkit.org>.

- The default styling for JavaScript controls is through the following Cascading Style Sheet (CSS) file on the Domino server: `domino\data\domino\js\dojo\ibm\domino\domino-default.CSS`, where `domino\data\domino\js\dojo\` is the Dojo directory under the Domino data directory; take care if you modify this file. You can modify rich text Web styling through the HTML tab of the properties box.
- When designing a Web application, the following options define how rich text displays in a browser:
  - o "Using HTML" renders the control as HTML and is the default behavior.
  - o "Using Java Applet" renders the control as an applet. This allows browser users to see mouse-over distinctions for items in the outline, including change of color to indicate a selected item, and see background items.
  - o "Using Best Fit for OS" allows the Domino Web server to render the control as it sees fit depending on the client browser.
  - o "Using JavaScript Control" renders the control as JavaScript using the Dojo toolkit. The benefits are similar to using an applet, but the Dojo-based mechanism uses standard HTML and CSS.
  - o To specify how to display rich text, create a rich text field, then choose "Design - Field Properties". On the Info tab, for 'Web Access', select "Using HTML", "Using Java Applet", "Using Best Fit for OS", or "Using JavaScript Control".

*Ability to enable enhanced HTML generation* - the new "Enable enhanced HTML generation" database option turns on several new features of the Domino Web Engine. This includes the following:

- The HTML will be "XML Compatible" meaning that it is parseable with an XML parser.
- Class names are automatically added to the markup for action bar, outline and view. The class names can be used to style the markup.
- Limited support for XPages themes: at the database level one or more stylesheets can be associated with every page generated by the web server, and a class name can be associated with every `<body>` tag generated.

Specifically, NOTES.INI HTML settings have been added that can be used by editing your NOTES.INI file. The following new settings and options are featured:

- `DominoStrictHTML=101` - forces the closing of all closable HTML tags
- `DominoHTMLOptions=AutoClass=<setting>,Themes=1`  
where
  - `AutoClass` -- adds class names to various notes objects, see table
  - `Themes=1` -- turns on limited xPage theme support in the Domino Web Server

For example, a web application developer will be able to create a CSS stylesheet that controls the styling of a Domino web page for a specific set of Domino objects. Also, a skilled JavaScript developer will be able to manipulate a set of Domino objects in the browser at runtime with JavaScript code. Neither of these capabilities existed in previous releases.

## **Programming**

### **LotusScript language**

- Date statement - not valid on UNIX or Macintosh OS X operating systems
- Time statement - not valid on UNIX or Macintosh OS X operating systems
- Limits on file operations in LotusScript - No limit to the line length of a Write statement
- Spaces in LotusScript file names - Determines which file handling routines preserve leading spaces and which remove them.

### **Formula language**

- New function - `@AbstractSimple`.
- New command - `CopySelectedAsTable @Command`.

### **LotusScript/COM/OLE classes**

- The `NotesAdministrationProcess.AddInternetCertificateToUser` method is now available for use with the CA process.
- New method - `NotesDatabase.GetAllReadDocuments`.
- New method - `NotesDatabase.GetAllUnreadDocuments`.
- New method - `NotesDocumentCollection.Intersect`.

### **Java/CORBA classes**

- Running a program - Support for the Sun Java 2 Platform, Technology Edition, v 1.4.2.
- The `AdministrationProcess.addInternetCertificateToUser` method is now available for use with the CA process.
- The `AgentContext.unprocessedDocuments` property can now run Before New Mail Arrives and After New Mail Arrives.
- New method - `Database.getAllReadDocuments`.

## Domino Web Access

**New features in IBM Lotus Domino Web Access 8.5**

The following list represents an overview of the new features that are available in IBM Lotus Domino 8.5. For more comprehensive information about new features, please refer to the Domino 8.5 Administrator Beta Help documentation, available by choosing "Help -> Help Topics" from the Domino Administrator client, or on-line at: <http://infocenters.lotus.com/help7/index.jsp>.

To view the newest Domino Web Access features, you must have a Domino 8.5 server installed. In addition, users must be registered using the Domino Web Access mail system, and the Mail (8.5) mail template.

- A new Ultralite mode provides mail, contacts, and a day-at-a-glance calendar on the Apple iPhone or iPod touch. For information on ultralite mode, see the topic "Domino Web Access ultralite" in the Domino 8.5 Administrator Beta Help documentation referenced at the beginning of this release note.
- Support for mail policy settings to set or to enforce mail settings for Domino Web Access users. In addition to supporting existing settings that can be applied to either a Notes or a Domino Web Access user, the Mail policy settings document includes a Domino Web Access tab that includes settings for Domino Web Access users only. Note that the offline settings on the Domino Web Access - Offline tab are not supported for this Beta release. For information on these settings, see the topic "Creating mail policy settings for Domino Web Access users" in the Domino 8.5 Administrator Beta Help documentation referenced at the beginning of this release note.
- For Domino Web Access features that send requests to external servers or Web services, such as Quickr integration, external calendar overlays, or Widgets, administrators should use an HTTP-proxy servlet to intercept calls and retrieve information from a remote site. For information on how to configure an HTTP-proxy servlet, see the topic "Use an HTTP-proxy Servlet to restrict URLs to external servers" in these release notes.
- Administrators can define a set of external widgets that can be integrated into the Domino Web Access mail client as services. These widgets display in the user's mail file in a Widgets folder, where users can click a widget to access it. For information, see the topic "Using widgets in Domino Web Access" in the Domino 8.5 Administrator Beta Help documentation referenced at the beginning of this release note.
- The full mode of Domino Web Access is on a new tabbed framework for documents and views. This new framework has the look and feel of the lite mode that was introduced in 8.0.1. It provides more parity with the Notes client, and is more efficient. Although the conversion of the Full mode to the new framework is not complete, this Beta release supports the following new features:
  - Open a document in a new window - When you are reading a message, you can "tear off" the message into a new window by clicking an icon in the document action bar.
  - Switcher icons - Located at the top of the left navigation panel. Users simply click an icon to open an application.
  - Sidebar - This Notes-style sidebar displays a day-at-a-glance calendar and the Help. To open or close the sidebar, users click the sidebar icon.
  - Preview pane can be viewed on the side or on the bottom of the screen.
  - Day-at-a-glance - The day-at-a-glance calendar displays your calendar entries in the sidebar.
  - Loading status - When opening documents, tabs display a status icon indicating that a document is loading.
  - Calendar views - Views that include time slots have been updated with the new look.
  - External calendar overlays - Users can add an external calendar to their Domino Web Access calendar.

- Quickr integration - users can include Lotus Quickr links into e-mail messages.
- Console logging -- If something goes wrong, an error message displays in the status bar notifying the user of a problem and presenting an easy way to view the console if desired. If another type of error occurs, users can press Ctrl and then click the Lotus Domino Web Access logo to open the support console. Information displayed in the support console can help developers investigate the problem.
- The lite mode introduced in 8.0.1 includes the following new features:
  - Users can view their mail quota information.
  - From the Inbox or an open meeting invitation, users can accept with comments, or decline with comments.
  - Users can create meeting invitations.



# Installation, migration, upgrade, and configuration information

## Hardware requirements

Lotus Notes, Domino Designer, Domino Server, Domino for i, Domino for System z

### Notes and Domino 8.5 hardware requirements

For a list of the Lotus Notes and Lotus Domino 8.5 hardware requirements for each supported platform, please see the release note titled "Notes and Domino 8.5 platforms and system requirements" in the 'Software requirements' section of this chapter.

Domino Server

### Domino and DB2 - server requirements

The IBM Lotus Domino 8 Administrator documentation contains the topic "Supported platforms and hardware and software requirements."

Information regarding which releases of IBM DB2 are supported should be replaced with this information:

#### Server Domino/DB2 Supported DB2 Version:

- DB2 Enterprise Server Ed 9.1 FP2 - Microsoft Windows 32-bit
- DB2 Enterprise Server Ed 9.1 interim special build 2a - IBM AIX and Linux (SLES10 & RHEL5) 64-bit
- DB2 Workgroup Server Ed 9.1 FP2 - Microsoft Windows 32 bit
- DB2 Workgroup Server Ed 9.1 interim special build 2a - IBM AIX and Linux (SLES10 & RHEL5) 64-bit

Information pertaining to supported configurations should be replaced with this information:

#### Server Domino/DB2 Configurations:

- Local configurations - DB2 and Domino installed on the same server
- Remote configurations, same platform - DB2 and Domino reside on separate servers that are each running the same OS
- Remote configurations, mixed platform - DB2 resides on an AIX or LINUX server, Domino resides on a Windows server

**Note:** Domino 64-bit is not a supported Domino and DB2 configuration.



Domino for i

## IBM i: Hardware requirements

The following IBM iSeries, eServer, System i and IBM Power<sup>®(1)</sup> Systems models are supported to run IBM Lotus Domino.

The following models are recommended:

- iSeries 270, 810, 820, 825, 800-2464 and above
- eServer i5 520-0901 and above
- System i 9405-520 Express models and 9406-520 Value models **WITH** accelerator processor feature
- System i 9407-515, 9406-520, 9406-525 and above
- IBM Power<sup>™</sup> 520 Express and above

The following models are NOT supported:

- iSeries 800-2463
- eServer i5 520-0900
- System i 9405-520 Express models and 9406-520 Value models **WITHOUT** accelerator processor feature

### Memory requirements

- 512 MB or more minimum
- 512 MB or more per Domino server

### Disk requirements

- 2GB of free space minimum.
- 4 or more drives recommended

Use these values as general guidelines for minimum memory and disk space. The requirements for your environment may be different. For more information about sizing IBM Power Systems for Domino, use the IBM Systems Workload Estimator. The Estimator is available at the following Web site:

<http://www-912.ibm.com/estimator>

**Note:** Although a Domino server can run on any POWER systems, the iSeries and System i server models are optimized for client/server applications such as Domino. iSeries 270, 800-2464, 810-2465, and eServer i5 520-0901 and 520-0902 are recommended for Notes-based mail or light applications only. Partial processor models may not be suitable for compute-intensive applications; IBM eServer i5 520-0903 or higher are recommended for CPU-intensive workloads.

See the **System i Performance Capabilities Reference** for more details on specific models.

<http://publib.boulder.ibm.com/infocenter/systems/scope/i5os/topic/books/sc410607.pdf>

See also **Upgrade Planning : i5/OS and OS/400 level mapping** for details about which releases of IBM i (i5/OS, OS/400) are supported by each of the System i RISC models.

<http://www-304.ibm.com/systems/support/i/planning/upgrade/osmapping.html>

### Footnotes

<sup>(1)</sup>The new IBM Power Systems unify IBM's integrated platform, IBM System i<sup>™</sup>, with its UNIX operating system platform, IBM System p<sup>™</sup>. For more information see: <http://www.ibm.com/systems/power/>

Lotus Notes, Domino Server

**Tested Smartcard packages**

Smartcard functionality has only been tested under Win32-based operating systems. The following smartcard packages have been tested with this release of Notes/Domino, and indicated packages (\*) have caveats listed below. Untested smartcards that include PKCS #11 libraries may work with this release of Notes/Domino. Entries left blank indicate functionality that has not been tested with this release.

Smartcard Package	Lock ID with password equivalent on token	Lock ID With Key on Smartcard	Removing token will generate 'F5'-style logout	Use pre-loaded keys and X.509 certificates	Sign with RSA keys on token	Decrypt with RSA keys on the token
ActivClient 5.4	yes	yes	yes	n/a	yes	yes
ActivClient 5.4 with CAC tokens	no (R/O token)	yes	yes	yes	yes	yes
Aladdin eToken RTE 3.65	yes	yes	yes	n/a	yes	
A-Trust a-sign Client v1.2.2.1 (*)	yes	yes (7.02+)	yes	yes	yes (1536 bits)	n/a
Belgian eID v2.5.9 (*)	no (R/O token)	yes	yes	yes	yes	no
Datakey CIP 4.07 (*)	yes	yes	yes	n/a	yes	
Estonian eID (*)	no (R/O token)	no (*)	no	yes	yes	yes
Eutron Cryptoidentity Cryptokit 3.7.1	yes	yes	yes	n/a	yes	yes
GemSafe Libraries 4.2.0 SP3 (*)	yes	no	yes	yes	yes	n/a
IBM Embedded Security System with Client Security Software v6.01.0037.00			n/a	n/a	no	no
Rainbow iKey 2032 SDK v4.7.0						
Rainbow CryptoSwift eCommerce Server Accelerator PCI CS400 model 2.2.6a (*)	yes	yes	n/a	n/a	yes	yes
Secude v5.6 (*)	no	yes	yes	yes	yes	yes

**Smartcard Package Caveats :**

- The technique introduced in 7.0 to "Lock ID With Key on Smartcard" will be used with all tokens that support C\_Sign for CKM\_RSA\_PKCS with input lengths up to k-11 bytes, in accordance with the PKCS#11 specification. New techniques for locking the ID file using a private RSA key on the smartcard were added in later releases for some tokens that do not support the full range of input lengths, and those tokens are marked with (version+) in the relevant columns of the above table. ID files locked with these new techniques can not be used by older versions of Notes/Domino; attempts to do so will result in an "Unsupported ID file version" error.
- Aladdin eToken RTE 3.65 has been tested with this release using eToken PRO USB 64k tokens and eToken NG-FLASH USB tokens.

- The Belgian eID was tested with run-time version 2.5.9, and we highly recommend that customers upgrade to the most recent version of the Belgian eID Run-time software. Users will receive redundant PIN prompts from the PKCS#11 library as well as Notes due to the token failing to set the CKF\_PROTECTED\_AUTHENTICATION\_PATH token flag, but setting "allow\_sso = false" in the Belgian eID configuration file beidbase.conf will eliminate the duplicate prompts. However, setting that variable and rebooting with the token in the reader may result in the PKCS#11 library hanging when first attempting to use the smartcard. This problem does not appear to occur when the ID file is locked with a key on the smartcard.
- The DataKey CIP 4.07 software installs multiple PKCS#11 libraries. dkck201.dll uses PKCS#11 v2.01 and has been tested successfully with Notes; dkck232.dll uses PKCS#11 v2.00 and does not work with Notes.
- The Estonian eID was tested with the PKCS#11 library from id-card-installer-0.7.exe (2/14/2006) Using this version of the library, the pre-loaded certificates could be imported into the ID file and used for S/MIME signing and decryption, but smartcard login was nonfunctional. It is possible that a newer version of the smartcard drivers will fix the token limitation that prevented the "Lock ID With Key on Smartcard" action from succeeding.
- The GemSafe Libraries 4.2 SP3 returns CKR\_DEVICE\_ERROR instead of CKR\_TOKEN\_NOT\_PRESENT from C\_GetTokenInfo when no token is in the reader. If Notes fails to automatically activate a workaround for this token bug, it may be necessary to manually set PKCS11\_TOKEN\_BUGS=128 in the notes.ini file. Due to the occasional failure of this token to report slot events, it may also be necessary to hit F5 and log out of Notes in order to force a PIN prompt when using keys on a smartcard when the ID file is not secured with that same smartcard.
- The Rainbow CryptoSwift eCommerce Server Accelerator fails to report that RSA cryptographic operations are performed in hardware. If you are having difficulty performing cryptographic operations (including importing X.509 certificates or exporting RSA keys) with this device, setting PKCS11\_NO\_HWCHECK=1 or PKCS11\_TOKEN\_BUGS=2 in the NOTES.INI file will activate a workaround in Notes/Domino for this problem.
- The Secude token cannot perform cryptographic operations with a number of smart card readers due to the high power demands of that token. Please confirm that your token readers are supported by Secude before deploying this package. If you are having difficulty signing S/MIME messages with a key on these smartcards and are using a supported token reader, setting PKCS11\_TOKEN\_BUGS=1 in the NOTES.INI file will activate a workaround in Notes that may fix this problem. and upgrading your Secude software may fix this problem.

#### Caveats and Warnings:

- An entry of "n/a" in the "Use pre-loaded keys and X.509 certificates" column does not necessarily indicate any incompatibility with the smartcard package, but simply means that we did not have a sample pre-loaded token to test against.
- Current versions of the Entrust CA create non-compliant PKCS#11 attributes for certificates and keys. Support for these keys and certs is limited; see "Problems using Entrust certificates on smartcards" in these release notes for more details.
- Read-only tokens, such as many national identity "eID" cards and Common Access Cards, can only be used to lock the ID file through the "Lock ID with Key on Smartcard" action, which was introduced in ND7. The "Enable Smartcard Login" action that was introduced in ND6 requires write access to the token.

- The "Lock ID with Key on Smartcard" action will search all slots for the key needed to unlock the Notes ID file. Therefore, if a token is lost or locked out, a new token can be used with the old ID file, as long as the new token contains the exact same certificates and keys with the same key identifier (CKA\_ID) attributes. However, if an ID file is smartcard-enabled using the "Enable Smartcard Login" option, then ID File Recovery must be used if the token is lost or locked out in order to revert the ID to a conventional password.
- The only way to revert a smartcard-protected ID file to a conventional password is through ID File Recovery. ID File Recovery should be configured for an ID file before the ID file is smartcard-enabled. Recovering a smartcard-protected ID file will revert the ID file to use a password and will restore any keys that were pushed onto the smartcard from the ID file, as long as the recovery information was not changed after the key was pushed down to the smartcard.
- Password expiration should be disabled in a user's person record before they smartcard-enable their ID file.
- Password checking will result in only a single smartcard being usable with a given ID file, even across multiple computers or platforms. In this scenario, one copy of the ID file should be smartcard-enabled, and then that version of the ID file should be copied to all of the other respective computers. That single smartcard will now be required for all of the copies of the ID file.
- Server setup will not function with a smartcard-protected server ID. In order to use a smartcard-protected ID with a server, finish server setup with a password-protected version of the ID file, then add the path to the PKCS #11 library in the server's NOTES.INI (PKCS11\_Library=<path to library>), and finally smartcard-enable the server's ID file on a client or using the SECManipulateSC C-API function.
- Single Logon, which synchronizes the Notes and Windows passwords, cannot be used with a smartcard-protected ID file. You must restart Notes after disabling Single Logon before smartcard-enabling an ID file.
- Notes uses version 2.01 of the PKCS #11 API to communicate with smartcards and other PKCS#11 devices. PKCS #11 libraries that only implement version 2.0 will not result in an "F5"-style logout when the card is removed from the reader. Updated libraries may be available from the smartcard vendors.

#### Sample PKCS #11 Library Install Paths:

- c:\WINNT\system32\acpkcs211.dll (ActivClient 5.4)
- c:\WINNT\system32\etpkcs11.dll (Aladdin eToken RTE 3.65)
- c:\WINNT\system32\asignp11.dll (A-Trust v1.2.2.1)
- c:\WINNT\system32\Belgium Identity Card PKCS11.dll (Belgian eID)
- c:\WINNT\system32\dkck201.dll (Datakey CIP 4.07)
- c:\WINNT\system32\opensc-pkcs11.dll (Estonian eID)
- c:\WINNT\system32\sadaptor.dll (Eutron Cryptoidentity CryptoKit 3.7.1)
- c:\Program Files\Gemplus\GemSafe Libraries Admin\BIN\gclib.dll (GemSafe Libraries 4.x)
- c:\Program Files\IBM ThinkVantage\Client Security Solution\csspkcs11.dll (IBM Client Security Software v6.01)
- c:\WINNT\system32\dkck201.dll (Rainbow iKey 2032)
- c:\WINNT\system32\Cryptoki22.dll (Rainbow CryptoSwift eCommerce Server Accelerator)
- c:\Program Files\Common Files\SECUDE\itsecp11.dll (Secude v5.6)

## Software requirements

Lotus Notes, Domino Designer, Domino Server, Domino for i, Domino for System z

### Notes and Domino 8.5 platforms and system requirements

The platforms and operating systems listed in the table below are applicable to the Lotus Notes 8.5 and Lotus Domino 8.5 release, and may not necessarily pertain to other Notes and Domino releases.

For Domino Web Access system requirements, please refer to the release note titled "Domino Web Access system requirements".

For web browsers supported, including Web Mail and the Domino Web Administrator, please refer to the release note titled "Web browsers supported".

Operating system patches, service packs, and other updates are not specified in the tables that follow. Note that operating system vendors frequently release updates. For the most recent information regarding updates, see the Lotus Knowledge Base online at <http://www-3.ibm.com/software/lotus/support/> or contact your local Lotus Support representative.

### Notes, Domino Administrator, Domino Designer clients

#### Notes Client (Standard configuration)

Platform	Microsoft Windows	Linux <sup>(1)</sup>	Macintosh <sup>(1)</sup>
Supported operating system versions	Microsoft Windows XP Professional, Service Pack 2  Microsoft Windows XP for Tablet PC  Microsoft Windows Vista: Enterprise, Ultimate and Business Editions  Microsoft Windows Vista for Tablet PC	SUSE Linux Enterprise Desktop (SLED) 10 XGL  RedHat Enterprise Linux (RHEL) 5.2 Desktop <b>Note:</b> AIGLX is not supported, and must be disabled  Ubuntu 8.04 LTS Desktop Edition  (See also the "Linux - required packages and updates" release note)	Macintosh OS 10.5.x
Processors supported	Intel Pentium or higher and compatibles, or equivalents  Windows XP - Pentium 4, 1.2GHz or higher Windows Vista - Pentium 4, 1.2GHz or higher	Intel Pentium or higher and compatibles, or equivalents  Pentium 4, 1.2GHz or higher	Intel only

## Notes Client (Standard configuration) cont'd

Platform	Microsoft Windows	Linux <sup>(1)</sup>	Macintosh <sup>(1)</sup>
RAM (Additional memory requirements are subject to your operating system requirements)	Windows XP - 512 MB minimum; 1 GB or more strongly recommended  Windows Vista - 1 GB minimum; 1.5 GB or more strongly recommended	512 MB minimum; 1 GB or more strongly recommended	512 MB minimum; 1 GB or more strongly recommended
Disk space  (Minimum amounts are the disk space required for installing default files. More space is required if databases are replicated or copied locally)	Install directory (C:\) - 900 MB or more recommended	Install directory (/opt) - 1.5 GB minimum	Install directory (/Applications) - 1 GB or more recommended
Video	Hardware support for OpenGL	128 MB video RAM (with XGL-compatible video driver from hardware OEM for SLED 10)  /etc/X11/xgl-hardware-list	32 MB video RAM or more recommended
Monitors supported	Color monitor required 1024x768 screen resolution minimum	Color monitor required 1024x768 screen resolution minimum	Color monitor required, 256 colors or greater 1024x768 screen resolution minimum
<b>Protocols supported</b>			
NetBIOS over NetBEUI	No	No	No
NetBIOS over IP <sup>(2)</sup>	Yes	No	No
NetBIOS over IPX <sup>(3)</sup>	Yes	No	No
SPX	No	No	No
SPX II	No	No	No
TCP/IP	Yes, IPV4 and IPV6	Yes	Yes
X.PC	Yes	No	Yes

**Notes Client (Basic configuration)**

<b>Platform</b>	<b>Microsoft Windows</b>	<b>Macintosh<sup>(1)</sup></b>
Supported operating system versions	Microsoft Windows XP Professional, Service Pack 2  Microsoft Windows XP for Tablet PC  Microsoft Windows Vista: Enterprise, Ultimate and Business Editions  Microsoft Windows Vista for Tablet PC	Macintosh OS 10.5.x
Processors supported	Intel Pentium or higher and compatibles, or equivalents  Windows XP - Pentium 4, 1.2GHz or higher Windows Vista - Pentium 4, 1.2GHz or higher	Intel, PPC
RAM (Additional memory requirements are subject to your operating system requirements)	Windows XP - 512 MB minimum; 1 GB or more strongly recommended  Windows Vista - 1 GB minimum; 1.5 GB or more strongly recommended	512 MB minimum; 1 GB or more strongly recommended
Disk space  (Minimum amounts are disk space required for installing default files. More space is required if databases are replicated or copied locally)	Install directory (C:\) - 900 MB or more recommended	Install directory (/Applications) - 1 GB or more recommended
Video	Hardware support for OpenGL	32 MB video RAM or more recommended
Monitors supported	Color monitor required; 1024x768 screen resolution minimum	256 color or greater monitor required; 1024x768 screen resolution minimum
<b>Protocols supported</b>		
NetBIOS over NetBEUI	No	No
NetBIOS over IP <sup>(2)</sup>	Yes	No
NetBIOS over IPX <sup>(3)</sup>	Yes	No
SPX, SPX II	No	No
TCP/IP	Yes, IPV4 and IPV6	Yes
X.PC	Yes	Yes

**Citrix® support information**

The Notes Client is supported on Citrix Presentation Server 4.5, on Windows 2003 server (32- and 64-bit), using Citrix ICA (Independent Computing Architecture) clients.

**Domino Administrator Client, Domino Designer**

<b>Platform</b>	<b>Microsoft Windows</b>
Supported operating system versions	Microsoft Windows XP Professional, Service Pack 2  Microsoft Windows Vista: Enterprise, Ultimate and Business Editions
Processors supported	Intel Pentium or higher and compatibles, or equivalents;  1.5 GHz or higher recommended
RAM (Additional memory requirements are subject to your operating system requirements)	Windows XP - 512 MB minimum; 1 GB or more strongly recommended  Windows Vista - 1 GB minimum; 1.5 GB or more strongly recommended
Disk space  (The minimum amounts are the disk space required for installing default files. More disk space is required if databases are replicated locally or copied locally)	Install directory (C:\) - 960 MB minimum
Monitors supported	Color monitor required
<b>Protocols supported</b>	
NetBIOS over NetBEUI	No
NetBIOS over IP <sup>(2)</sup>	Yes
NetBIOS over IPX <sup>(3)</sup>	Yes
SPX	No
SPX II	No
TCP/IP	Yes, IPV4 and IPV6
X.PC	Yes

**Footnotes**

<sup>1</sup> Available for the Notes client only, not for the Domino Administrator or Domino Designer clients.

<sup>2</sup> Only Microsoft TCP/IP is supported.

<sup>3</sup> Both Novell NetBIOS and Microsoft NetBIOS over IPX are supported.



## Domino Server

32-bit Domino Server<sup>(1)</sup> - Table 1

Platform	Microsoft Windows	Linux	Sun Solaris
Supported operating system versions	<p>Microsoft Windows 2003 Server Standard Edition</p> <p>Microsoft Windows 2003 Server Enterprise Edition, Service Pack 2</p> <p>Microsoft Windows 2003 Server x64 Edition</p>	<p>Novell SUSE Linux Enterprise Server (SLES) 10 x86 (32-bit)</p> <p>Novell SUSE Linux Enterprise Server (SLES) 10 x86_64 (64-bit)</p> <p>Red Hat Enterprise Linux (RHEL) 5.0 and 5.1 (32-bit) <b>Note:</b> XGL and SELinux must be disabled</p> <p>Red Hat Enterprise Linux (RHEL) 5.0 and 5.1 (64-bit) <b>Note:</b> XGL and SELinux must be disabled</p> <p>(See also the "Linux - required packages and updates" release note)</p>	Sun Solaris 10 <sup>(4)</sup> (64-bit kernel), March 2006 patch cluster or higher
Processors supported	Intel Pentium or higher and compatibles (32-bit and 64-bit chips as appropriate), or equivalents	Intel Pentium or higher and compatibles (32-bit and 64-bit chips as appropriate), or equivalents	UltraSPARC III and higher
RAM	512 MB minimum 512 MB or more recommended per CPU	512 MB minimum; 512 MB or more recommended per CPU	512 MB minimum 512 MB or more recommended per CPU
Disk space	1.5 GB minimum per partition	1.5 GB minimum 1.5 GB or more recommended	1.5 GB minimum 1.5 GB or more recommended
Disk swap space	2 times the physical RAM installed	2 times the physical RAM installed recommended	3 times the physical RAM recommended
Monitors supported	Color monitor required	Any standard display (local or remote)	Any standard display (local or remote)

32-bit Domino Server<sup>(1)</sup> - Table 1 (cont'd)

Platform	Microsoft Windows	Linux	Sun Solaris
<b>Protocols supported</b>			
NetBIOS over NETBEUI	No	No	No
NetBIOS over IP <sup>(2)</sup>	Yes; No (64-bit)	No	No
NetBIOS over IPX	Yes; No (64-bit)	No	No
SPX <sup>(3)</sup>	No	No	No
SPX II	No	No	No
TCP/IP	Yes	Yes	Yes
TCP/IP IPV6	Yes	Yes	Yes
X.PC	Yes	Yes	Yes

32-bit Domino Server<sup>(1)</sup> - Table 2

Platform	IBM AIX
Supported operating system versions	<p>IBM AIX 5.3<sup>(4)</sup> (64-bit kernel), ML05 or higher xLC.rte 8.0.0.5 or higher</p> <p>IBM AIX 6.1<sup>(4)</sup> (64-bit kernel), Service Pack 1 APAR IZ10223 APAR IZ09961 APAR IZ10284 APAR IZ08022</p>
Processors supported	PowerPC
RAM	512 MB minimum; 512 MB or more recommended per CPU
Disk space	1.5 GB minimum 1.5 GB or more recommended
Disk swap space	Same amount as physical memory required; recommend 2 times the physical RAM installed
Monitors supported	Any standard display (local or remote)
<b>Protocols supported</b>	
NetBIOS	No
NetBIOS over IP <sup>(2)</sup>	No
NetBIOS over IPX	No
SPX <sup>(3)</sup>	No
SPX II	No
TCP/IP	Yes
TCP/IP IPV6	Yes
X.PC	Yes

64-bit Domino Server - Table 1<sup>(5)</sup>

Platform	Windows	IBM AIX
Supported operating system versions	Microsoft Windows 2003 Server x64 Edition, Service Pack 2	64-bit IBM AIX 5.3, ML05 or higher xIC.rte 8.0.0.5 or higher  64-bit IBM AIX 6.1, Service Pack 1 APAR IZ10223 APAR IZ09961 APAR IZ10284 APAR IZ08022
Processors supported	Intel EMT64 or higher and compatibles, or equivalents	PowerPC
RAM	512 MB minimum 512 MB or more recommended per CPU	512 MB minimum; 512 MB or more recommended per CPU
Disk space	1.5 GB minimum per partition	1.5 GB minimum 1.5 GB or more recommended
Disk swap space	2 times the physical RAM installed	Same amount as physical memory required; recommend 2 times the physical RAM installed
Monitors supported	Color monitor required	Any standard display (local or remote)
<b>Protocols supported</b>		
NetBIOS	No	No
NetBIOS over IP <sup>(2)</sup>	No	No
NetBIOS over IPX	No	No
SPX <sup>(3)</sup>	No	No
SPX II	No	No
TCP/IP	Yes	Yes
TCP/IP IPV6	Yes	Yes
X.PC	No	No

128-bit Domino Server - Table 1<sup>(6)</sup>

Platform	IBM i
Supported operating system versions	IBM i 5.4 IBM i 6.1  (see the "IBM i: Software requirements " Release Note for additional information)
Processors supported <sup>(7)</sup>	IBM iSeries model 270 or 8xx servers, eServer i5 model 520 and above, System i 9405-520 Express models and 9406-520 Value models with accelerator processor feature, System i 9407-515, 9406-520, 9406-525 and above, IBM Power™ 520 Express and above  (see the "IBM i: Power Systems hardware requirements " Release Notes for additional information )
RAM	512 MB minimum; 512 MB or more per Domino server
Disk space	2 GB minimum; 4 or more drives recommended
Disk swap space	N/A
Monitors supported	Any standard display (local or remote)
<b>Protocols supported</b>	
NetBIOS	No
NetBIOS over IP <sup>(2)</sup>	No
NetBIOS over IPX	No
SPX <sup>(3)</sup> , SPX II	No
TCP/IP, TCP/IP IPV6	Yes
X.PC	No

**Footnotes**

<sup>1</sup> If you are running with DB2 as the Domino datastore then you must add additional DB2 install requirements. DB2 9.1 is supported in the current release. NSFDB2 support is not available using Domino for System i. For additional install requirements, please see "Setting up and using Domino and DB2" in the Domino Administrator Help.

<sup>2</sup> Only Microsoft TCP/IP is supported.

<sup>3</sup> Domino clusters and partitioned server configurations do not support the IPX/SPX protocol. At this time, IBM does not plan to provide IPX/SPX network support for future releases of these features.

<sup>4</sup> The 64-bit kernel must be installed and in use on these systems, even though the OS is 32-bit. The use of the 32-bit kernel is no longer supported on these platforms. Please see the OS vendor documentation for questions on enabling/using the 64-bit kernel. (On Solaris, the 64-bit kernel is used by default on supported hardware; this is not the case for AIX).

<sup>5</sup> See "Domino 64-bit: Known issues" in these release notes for more information.

<sup>6</sup> The IBM i operating system only runs on 64-bit hardware and has been enabled for 64-bit for a long time. It is a virtual machine architecture which supports both 128-bit and 64-bit pointers. All software products that run on IBM i (i5/OS) have 64-bit addressing capabilities. This includes Lotus Domino and all related software products, like Lotus Sametime, Lotus Quickr, Lotus Enterprise Integrator, etc.

<sup>7</sup> For more details on specific models, see "System i Performance Capabilities Reference" at <http://publib.boulder.ibm.com/infocenter/systems/scope/i5os/topic/books/sc410607.pdf>.

Lotus Notes, Domino Server

## Linux - required packages and updates

### Notes client

For Notes 8.0.x, it is recommended that the latest updates for SLED 10 are installed. At a minimum, the latest versions of the following subsystems are required:

```
metacity
compiz
xgl
```

The following packages are required for client feature support on xSeries (32/64-bit OS) SLED 10:

```
alsa-32bit-1.0.11-32.2
atk-32bit-1.10.3-15.2
audiofile-32bit-0.2.6-17.2
cairo-32bit-1.0.2-27.4
compat-libstdc++-5.0.7-22.2
cups-libs-32bit-1.1.23-40.6
dbus-1-32bit-0.60-33.2
dbus-1-glib-32bit-0.60-33.2
esound-32bit-0.2.36-19.4
expat-32bit-2.0.0-13.2
fontconfig-32bit-2.3.94-18.5
freetype2-32bit-2.1.10-18.5
gconf2-32bit-2.12.1-27.2
glib-32bit-1.2.10-609.2
glib2-32bit-2.8.5-21.2
glibc-32bit-2.4-31.2
glitz-32bit-0.4.4-21.2
gnome-vfs2-32bit-2.12.2-58.10
gtk-32bit-1.2.10-907.2
gtk2-32bit-2.8.10-39.12
hal-32bit-0.5.6-33.10
libart_lgpl-32bit-2.3.17-17.2
libbonobo-32bit-2.10.1-24.4
libgcc-4.1.0-28.4
libgnome-32bit-2.12.0.1-26.6
libgnomecanvas-32bit-2.12.0-19.2
libgnomeprint-32bit-2.12.1-20.6
libgnomeprintui-32bit-2.12.1-20.2
libpng-32bit-1.2.8-19.2
libstdc++-4.1.0-28.4
libxml2-32bit-2.6.23-15.2
mDNSResponder-lib-32bit-107.5-9.2
openssl-32bit-0.9.8a-18.4
orbit2-32bit-2.12.4-17.6
pango-32bit-1.10.2-23.2
popt-32bit-1.7-271.4
resmgr-32bit-0.9.8_SVNr75-18.4
unixODBC-32bit-2.2.11-21.4
xorg-x11-libs-32bit-6.9.0-50.14
zlib-32bit-1.2.3-15.2
```

The following packages are required for client feature support on xSeries (32/64-bit OS) RHEL 5 Desktop.

**Note:** If there is no comparable patch available for RHEL, there is no need to apply one.

```
alsa-lib-1.0.12-3.el5
atk-1.12.2-1.fc6
audiofile-0.2.6-5
audit-libs-1.3.1-1.el5
avahi-0.6.16-1.el5
avahi-glib-0.6.16-1.el5
cairo-1.2.4-1.fc6
compat-libstdc++-33-3.2.3-61
cups-libs-1.2.4-11.5.el5
dbus-1.0.0-6.el5
dbus-glib-0.70-5
e2fsprogs-libs-1.39-8.el5
eel2-2.16.1-1.el5
esound-0.2.36-3
expat-1.95.8-8.2.1
fontconfig-2.4.1-6.el5
freetype-2.2.1-16.el5
gail-1.9.2-1.fc6
gamin-0.1.7-8.el5
GConf2-2.14.0-9.el5
glib2-2.12.3-2.fc6
glibc-2.5-12
gnome-desktop-2.16.0-1.fc6
gnome-keyring-0.6.0-1.fc6
gnome-menus-2.16.0-2.fc6
gnome-vfs2-2.16.2-4.el5
gnutls-1.4.1-2
gtk2-2.10.4-16.el5
krb5-libs-1.5-17
libart_lgpl-2.3.17-4
libbonobo-2.16.0-1.fc6
libbonoboui-2.16.0-1.fc6
libcap-1.10-26
libgcc-4.1.1-52.el5
libgcrypt-1.2.3-1
libglade2-2.6.0-2
libgnome-2.16.0-6.el5
libgnomecanvas-2.14.0-4.1
libgnomeprint22-2.12.1-9.el5
libgnomeprintui22-2.12.1-6
libgnomeui-2.16.0-5.el5
libgpg-error-1.4-2
libICE-1.0.1-2.1
libjpeg-6b-37
libpng-1.2.10-7
libselinux-1.33.4-2.el5
libsepol-1.15.2-1.el5
libSM-1.0.1-3.1
libstdc++-4.1.1-52.el5
libX11-1.0.3-8.el5
libXau-1.0.1-3.1
libXcursor-1.1.7-1.1
libXdmcp-1.0.1-2.1
libXext-1.0.1-2.1
libXfixes-4.0.1-2.1
libXft-2.1.10-1.1
libXi-1.0.1-3.1
```

```

libXinerama-1.0.1-2.1
libxml2-2.6.26-2.1.2
libXrandr-1.1.1-3.1
libXrender-0.9.1-3.1
libXt-1.0.2-3.1.fc6
openssl-0.9.8b-8.3.el5
ORBit2-2.14.3-4.el5
pam-0.99.6.2-3.14.el5
pango-1.14.9-3.el5
popt-1.10.2-37.el5
startup-notification-0.8-4.1
zlib-1.2.3-3

```

### Domino server

The following packages are required for server support on xSeries (32/64-bit) /System z (64-bit) SLES 10 (equivalent required for RHEL 5 - which may mean additional RPMs including compatible RPMs)\*:

```

glibc-32bit-2.4-31.2
libgcc-4.1.0-28.4
libstdc++-4.1.0-28.4

```

in addition, due to Java, the following packages are required for the server (some may not be needed on System z (64-bit))\*:

```

alsa-32bit-1.0.11-32.2
atk-32bit-1.10.3-15.2
cairo-32bit-1.0.2-27.4
compat-libstdc++-5.0.7-22.2
expat-32bit-2.0.0-13.2
fontconfig-32bit-2.3.94-18.5
freetype2-32bit-2.1.10-18.5
glib-32bit-1.2.10-609.2
glib2-32bit-2.8.5-21.2
glibc-32bit-2.4-31.2
glitz-32bit-0.4.4-21.2
gtk-32bit-1.2.10-907.2
gtk2-32bit-2.8.10-39.12
libgcc-4.1.0-28.4
libpng-32bit-1.2.8-19.2
pango-32bit-1.10.2-23.2
resmgr-32bit-0.9.8_SVNr75-18.4
unixODBC-32bit-2.2.11-21.4
xorg-x11-libs-32bit-6.9.0-50.14
zlib-32bit-1.2.3-15.2

```

\* These names are from the library dependency lists on a SLES 10 64bit xSeries system, which is why some of the RPMs say "32bit" in their name. The names may change slightly if you are running any other version of Linux, but the "gist" remains the same: you need the given package (such as `libstdc++`) and the given level (4.1.0). Sometimes a higher level is OK, but other times you need the given level or a compatible level (C++ is an example where you need the given level or compatible RPM, like `compat-libstdc++-5`). For example, on RHEL 5 you need `compat-libstdc++-33` and `compat-libstdc++-296` to get the correct C++ level of libraries for both Java and Domino. If there is no comparable patch available for RHEL, for example, then you should be ok with not applying the patch/package.



Domino for i

**IBM i: Software requirements**

Required and optional software for IBM Lotus Domino 8.5 for i.

Software	i 5.4	i 6.1
i Operating System	5722SS1	5761SS1
Licensed Internal Code	5722999	5761999
Required Individual PTFs <sup>(1)</sup>	5722SS1 SI24683 5722SS1 SI27294 5722999 MF40520	5761JV1 SI30218
Host servers	5722SS1 Option 12	5761SS1 Option 12
Qshell	5722SS1 Option 30	5761SS1 Option 30
Portable App Solutions Environment	5722SS1 Option 33	5761SS1 Option 33
TCP/IP Connectivity Utilities	5722TC1	5761TC1
IBM HTTP Server <sup>(2)</sup>	5722DG1 Option *BASE	5761DG1
IBM Developer Kit for Java J2SE 5.0 32 bit (J9) <sup>(3)</sup>	5722JV1 Option *BASE 5722JV1 Option 8	5761JV1 Option *BASE 5761JV1 Option 8
IBM Developer Kit for Java i 5.4 - Java Developer Kit (J9) i 6.1 - Java SE 6 32 bit (J9) <sup>(4)</sup>	5722JV1 Option *BASE 5722JV1 Option 11	5761JV1 Option *BASE 5761JV1 Option 11
i 5.4 - IBM iSeries Access Base <sup>(5)</sup> i 6.1 - IBM System i Access Family	5722XW1 Option *BASE 5722XW1 Option 1	5761XW1 Option *BASE 5761XW1 Option 1
<b>DOMINO SOFTWARE</b>		
Lotus Domino 8.5 (5724E62)	5733L85 Option *BASE	5733L85 Option *BASE
Lotus Domino 8.5: C API <sup>(6)</sup>	5733L85 Option 1	5733L85 Option 1
Lotus Domino 8.5: Release 8.5.0	5733L85 Option 10	5733L85 Option 10

**Footnotes**

<sup>(1)</sup> See the Lotus Domino Required System Fixes Web page for the latest information at <http://www.ibm.com/systems/i/software/domino/support/ptf.html>. Always have the latest PTF levels applied to your system. Refer to the Preventive Service Planning (PSP) Web site for the latest cumulative, group and individual PTFs available for the release: [http://www-912.ibm.com/s\\_dir/sline003.nsf/sline003home](http://www-912.ibm.com/s_dir/sline003.nsf/sline003home)

<sup>(2)</sup> Required if you plan to use the IBM HTTP Server plug-in for Domino or any i Web services.

<sup>(3)</sup> Default JVM required for Domino 8.5 Public Beta 1. Optionally, specify JavaUseClassicJVM=1 in the notes.ini to override the default J9 JVM and use "classic"; Java Developer Kit 5.0 5722JV1 Option 7 must be installed or a JVM load failure will occur.

<sup>(4)</sup> Default JVM required for Domino 8.5 Public Beta 2 and general availability. Optionally, specify JavaUseClassicJVM=1 in the notes.ini to override the default J9 JVM and use "classic"; Java Developer Kit 5.0 5722JV1 Option 7 must be installed or a JVM load failure will occur.

<sup>(5)</sup> Install these options if you plan to manage your Domino environment using i Navigator, the graphical user interface for managing i. The latest service pack is available at: <http://www.ibm.com/systems/i/software/access/windows/casp.html>.

<sup>(6)</sup> Install this option if you run any application that uses the C API interfaces. The C API option is not multi-version capable.

Use the Display Software resources (DSPSFWRSC) command to list the installed software. The Resource ID or Licensed Program (LICPGM) value for Domino is "5733Lxx" where "xx" represents the Domino version and release level. The value that follows the Description field (for example, 5724E62) is the IBM Lotus Passport Advantage product ID. While both values may be used to refer to the Lotus Domino product, the Resource ID (LICPGM value) is specific to IBM i and licensed program installation.

**Additional Software requirements****Using i Navigator Tasks on the Web**

Refer to the release note "IBM i: Using iSeries Navigator tasks on the Web " for additional software requirements and information on managing Domino servers from the Web.

**Using IBM HTTP Plug-in for Domino**

The following are the software requirements for the IBM HTTP Server plug-in for Domino:

	<b>i 5.4</b>	<b>i 6.1</b>
IBM HTTP Server for i5/OS	5722DG1	5761DG1
HTTP Group PTF	SI99114	n/a - Support is available in the base OS
Individual PTFs	SI19429 - Domino plug-in for HTTP server (powered by Apache). Included in Group PTF	n/a - Support is available in the base OS

To check the HTTP Server PTF level, enter the command DSPPTF 5722DG1. To check the HTTP Group PTF level, enter the command WRKPTFGRP and use option 5 (display) to see the group PTF contents. See also the following Web page:

<http://www.ibm.com/systems/i/software/domino/apachedom/>

For more information about using the HTTP Server (powered by Apache) to forward HTTP traffic to Domino servers, refer to Chapter 16 Using IBM HTTP Server with Domino in the "Domino 8 for System i Help (Installing and Managing Guide)" at:

<http://www.ibm.com/developerworks/lotus/documentation/domino/#systemi>

Lotus Notes, Domino for i

**IBM i: Tivoli License Compliance Manager 2.2**

The IBM Tivoli License Compliance Manager, version 2.2 fixpack 2.2.0-TIV-TLCM-FP0001 and PTF 22F0001 provides license management support for i 5.4.

Complete details can be found at the following Web site:

<http://www-1.ibm.com/support/docview.wss?uid=swg24012719>

Domino for i

**IBM i: Features not available with Domino 8.5**

The following features are not available with Domino 8.5 for IBM i:

- The XPages feature is disabled in Domino 8.5 public beta 1.
- DB2 datastore and related Query View and Domino Access View capabilities
- Integration with and forwarding events to the Tivoli Enterprise console
- Activities server. To use Activities with Notes 8, the Activities server must be deployed to a supported platform. Refer to the Lotus Connections documentation for more information on Activities server configuration options and deployment.
- The feature **Fault Recovery restart in less than 30 seconds with Full NSD**

- IPV6 support with i5/OS varies depending on the release, as indicated in the table below:

Feature	i 5.4	i 6.1
Domino server configuration (*)	IPV4 / IPV6	IPV4 & IPV6
i Navigator and i Navigator Tasks on the Web	IPV4 only	IPV4 & IPV6
HTTP (Apache) Plugin	IPV4 only	IPV4 & IPV6
FTP	IPV4 only	IPV4 & IPV6
Java console	IPV4 only	IPV4 & IPV6

(\*) You can configure a Domino server to communicate using IPV6 using the CFGDOMSVR CL command or configuration wizard (domwzd).

- Domino for i does not support the batch installation feature using the LODRUN command with physical media. The OS400/INTLENG/BATCH directory files were removed from the CD when the Domino product grew to require a second CD for installation.
- iSeries Cluster Enabled Domino is not available. For more information on System i High Availability (HA); see <http://www.ibm.com/eserver/iseries/ha/>
- xSP hosting has been removed. If the CFGDOMSVR or CHGDOMSVR commands specify XSP(\*YES), the setting is ignored.
- SNMP Agent

#### Domino Server

### Supported LDAP directory servers

This release of Lotus Domino supports the use of the following LDAP directory servers:

- IBM Tivoli Directory Server 6.1
- Lotus Domino 7.0.x and 8.0.x
- Microsoft Active Directory 2003
- Sun Java System Directory Server 6.1, except on i5/OS

#### Domino Server, Domino Web Access

### Domino Web Access system requirements

#### Client Hardware Requirements

- **Recommended for better performance :**
  - Windows -- Pentium IV 2.0 GHz with 512 MB of memory
  - Linux -- Pentium IV 2.0 GHz with 512 MB of memory
  - Macintosh -- Intel 2.0 GHz with 512 MB of memory
- **Minimum requirements:**
  - Windows -- Pentium III 1 GHz with 256 MB of memory
  - Linux -- Pentium III 1 GHz with 256 MB of memory
  - Macintosh -- G4 1 GHz 256 MB of memory

### Client Operating Systems and Supported Browsers

Domino Web Access runs on the following client operating systems:

Microsoft Windows XP Professional and Microsoft Windows Vista Enterprise Edition using the following browsers:

- Internet Explorer 6 and 7
- Mozilla Firefox 2.0.0.13 or later

Novell SUSE Linux Enterprise Desktop (SLED) 10 using the following browsers:

- Mozilla Firefox 2.0.0.13 or later

RedHat Enterprise Linux (RHEL) Desktop 5.2 using the following browsers:

- Mozilla Firefox 2.0 or later

Macintosh OS X 10.5 using the following browsers:

- Mozilla Firefox 2.0.0.13 -- **Note:** Does not support Domino Off-Line Services (DOLS), local archiving, and Lotus Sametime awareness
- Safari 3.1.x -- **Note:** Does not support Domino Off-Line Services (DOLS), local archiving, and Lotus Sametime awareness

Apple iPhone and iPod Touch firmware version 1.1.4 (for the ultralite mode).

Citrix Presentation Server 4.5 on Windows 2003

- Clients using Citrix Presentation Server 4.5, on Windows 2003 server (32- and 64-bit), using Citrix ICA (Independent Computing Architecture). **Note:** Does not support Domino Off-Line Services (DOLS). Must use the 32-bit browser on a 64-bit version.

### Browser Support notes

- Attempting to access Domino Web Access through unsupported browsers results in the display of an unsupported browser notice. Netscape 4.x users may see hangs and/or crashes when encountering the Domino Web Access unsupported browser page. If you are a Netscape 4.x user and you encounter these problems, you should open your mail file using the WebMail UI directly through the &ui=webmail switch. This is documented in the topic "Switching to WebMail" in the Domino Web Access help.
- Domino Web Access will not work if JavaScript is disabled or if session cookies are disabled.

### Server Requirements

See "Notes and Domino 8.5 platforms and system requirements" in these Release Notes for a complete list of server operating systems and requirements.

### Certified Proxy Servers

- SunOne Portal Server 6.2
- IBM WebSphere Edge Server 2.0.2 efix 49
- Tivoli Access Manager 6.0

### Adobe Acrobat

Adobe Acrobat Reader, Version 4.0 or higher to print calendars.

Lotus Notes, Domino Server

**Web browsers supported**

The following are the Web browsers supported, by application:

Application	Browsers supported
Notes Client <sup>1</sup>	<ul style="list-style-type: none"> <li>• Microsoft Internet Explorer 6 - Windows XP SP2</li> <li>• Microsoft Internet Explorer 7, version 1.0 or better - Windows XP SP2</li> <li>• Microsoft Internet Explorer 7, version 7.0.6000.16448 or better - Windows Vista</li> <li>• Mozilla Firefox 3.0 - Windows XP Professional, Windows Vista</li> <li>• Mozilla Firefox 3.0 - Red Hat Enterprise Linux (RHEL) 5 Desktop</li> <li>• Mozilla Firefox 3.0 - SUSE Linux Enterprise Desktop (SLED) 10</li> <li>• Safari 3.0 - Macintosh OS 10.x</li> </ul>
Web Mail and Web-enabled templates	<ul style="list-style-type: none"> <li>• Microsoft Internet Explorer 6, 7 - Windows platforms only</li> <li>• Mozilla Firefox 2.0 - All supported platforms</li> </ul>
Domino Web Administrator	<ul style="list-style-type: none"> <li>• Microsoft Internet Explorer 6, 7 - Windows platforms only</li> <li>• Mozilla Firefox 2.0 - All supported platforms</li> </ul>
Domino Web Access	<ul style="list-style-type: none"> <li>• Microsoft Internet Explorer 6, 7 - Windows platforms only</li> <li>• Mozilla Firefox 2.0 - All supported platforms</li> </ul>

<sup>1</sup> Not applicable to Domino Designer.

Lotus Notes, Domino Server, Domino for i, Domino for System z

**KeyView filter formats supported**

The 32-bit Domino 8.5 server and Notes 8.5 client are using version 9.2.0.12 of the KeyView filters. The 128-bit Domino 8.5 server (IBM i) uses version 9.2.0.12 of the KeyView filters. 64-bit Domino on Windows and 64-bit Domino on AIX are using version 10.2.0.2 of the KeyView filters. The same file formats stated below are supported for filtering on the 64-bit Domino 8.5 server.

**Note:** Indexing of .zip files are not supported by Notes and Domino.

The following file formats are supported by Notes 8.5 and Domino 8.5 for filtering, as indicated in the table below:

Word Processing Formats:

Attachment Type	Version
ANSI (TXT)	
ASCII (TXT)	
HTML (HTM)	
IBM DCA/RFT (Revisable Form Text) DC	SC23-0758-1
Rich Text Format / Wordpad (RTF)	1 through 1.6
Unicode (TXT)	3,4, .UNI and .TXT
Adobe Maker Interchange Format (MIF)	5, 5.5, 6, 7

## Word Processing Formats (cont'd):

Attachment Type	Version
Applix Words (AW)	3.11, 4, 4.1, 4.2, 4.3, 4.4
Display Write (IP)	4
Folio Flat File (FFF)	3.1
Fujitsu Oasys (OA2)	7
JustSystems Ichitaro (JTD)	8 through 2005
Lotus AMI Pro (SAM)	2, 3
Lotus Word Pro	96, 97, Millennium Edition R9 (Windows Only)
Microsoft Word for PC (DOC)	4, 5, 5.5, 6
Microsoft Word for Windows (DOC)	1 through 2002
Microsoft Word for Macintosh (DOC)	4, 5, 6, 98
Microsoft Works (WPS)	1 through 2000
Microsoft Windows Write (WRI)	1, 2, 3
WordPerfect for Windows V5 (WO)	5, 5.1
Word Perfect for Windows V6 or Higher (WPD)	6, 7, 8, 10, 2000
Word Perfect for Macintosh	1.02, 2, 2.1, 2.2, 3, 3.1
Word Perfect for Linux	6
XyWrite (XY4)	4.12

## Spreadsheet Formats:

Attachment Type	Version
Applix Spreadsheets	4.2, 4.3, 4.4
Comma Separated Values (CSV)	No specific version
Corel Quattro Pro (QPW, WB3)	5, 6, 7, 8
Lotus 123 for Smartsuite (123)	96, 97, Millennium Edition R9
Lotus 1-2-3 (WK4)	2, 3, 4, 5
Lotus 1-2-3 Charts (123)	2, 3, 4, 5
Microsoft Excel for Windows (XLS)	2.2, 3, 4, 5, 96, 97, 2000, 2002
Microsoft Excel for Macintosh (XLS)	98
Microsoft Excel Charts (XLS)	2, 3, 4, 5, 6, 7
Microsoft Works Spread Sheet (S30, S40)	1, 2, 3, 4

## Presentation Formats:

Attachment type	Version
Applix Presents (AG)	4.0, 4.2, 4.3, 4.4
Corel Presentations (SHW)	7, 9, 10, 11, 2000
Lotus Freelance Graphics for Windows (PRE)	2, 96, 97, 98, Millenium Edition R9
Lotus Freelance Graphics 2 (PRE)	2
Microsoft Power Point for Windows (PPT)	95, 97, 2000, 2002
Microsoft Power Point for PC (PPT)	4
Microsoft Power Point for Macintosh (PPT)	98
Microsoft Project (MPP) (Extracts metadata only)	98, 2000, 2002

## Display Formats:

Attachment type	Version
Adobe Portable Document Format (PDF)	1.1 to 1.4

## Graphics Formats (Filter SDK):

Attachment type	Version
AutoCAD Drawing Format (DWG) (Standalone: Does not extract metadata)	R13, R14 and R2000
AutoCAD Drawing Format (DXF) (Standalone: Does not extract metadata)	R13, R14 and R2000
Computer Graphics Metafile (CGM) (Embedded)	No specific version
Enhanced Metafile (EMF) (Embedded and Standalone)	No specific version
Lotus Pic (Pic) (Standalone)	No specific version
Microsoft Visio (Extracts metadata only)	6
Tagged Image File (TIFF) (Standalone: Extracts metadata only)	5
Windows Meta File (WMF) (Embedded and Standalone)	3

## Multimedia Formats:

Attachment type	Version
MPEG - 1 Audio Layer 3 (MP3) (Extracts Meta Data : Summary Information Only)	ID3 Versions 1 and 2

## Container Formats:

Attachment type	Version
Microsoft Outlook (MSG)	97, 2000, 2002

## Binary Formats:

Nothing Supported in the Filter SDK.

Lotus Notes

**Lotus Sametime servers and available features**

You must have a Sametime server to use the Sametime features in IBM Lotus Notes 8.0.1. Notes 8.0.1 Sametime features are supported with the Sametime 8.0 server. The following features are available:

- Text chat
- Rich Text Editor
- Emoticons
- Availability (on-line) status
- File transfers
- Screen captures
- Voice chat
- Video chat
- Telephone conference calls (telephony)
- Multiple communities
- Gateway communities
- Instant meetings
- Geographic location awareness
- Alert me whens
- Privacy lists
- Selective Do Not Disturb
- Announcements

All of the Sametime product documentation, including the IBM Lotus Sametime 8.0 Information Center, and the latest Readme file for Sametime 8.0.1, can be accessed from the IBM Lotus Sametime documentation page on Lotus developerWorks at:

[www.ibm.com/developerworks/lotus/documentation/sametime](http://www.ibm.com/developerworks/lotus/documentation/sametime)

## Installation notes

Lotus Notes

**Uninstall before installing Notes 8.5 beta**

Before installing or upgrading to Notes 8.5 beta, you should first uninstall your existing Notes client.

Lotus Notes

**Notes 8.5 Beta install on Linux**

Enhancements are being made to the Notes installer on Linux to support platform-specific improvements such as better shared storage and improved install kit mechanisms. The ISMP method of install will be replaced by either an RPM or DEB install kit. For the Notes 8.5 beta you can choose between one of the following three install kits:

ISMP install kit (same as we've used in the past) for install on any supported Linux client platform -- The install kit name is Notes.ismp.linux.prod.

RPM install kit for Notes install on the SuSE and Red Hat Linux platforms -- The install kit name is Notes.rpm.linux.prod.

DEB install kit for Notes install on the Ubuntu Linux platform -- The install kit name is Notes.deb.linux.prod.



For details on supported Linux platforms for Notes 8.5 beta, see the "Notes and Domino 8.5 platforms and system requirements" release note.

Notes 8.5 Public Beta provides one required component (notes) and four optional components (activities, cae, sametime, symphony). Optional components have a dependency on the required component. The required component must be installed before installing optional components, and optional components must be un-installed before the required component is able to be un-installed. Optional components are independent to each other.

### Known issues

1. Upgrade or downgrade from a previous Notes version is not supported for this beta release. Only a clean install is supported.
2. The dependencies check is not working when installing/removing deb packages on Ubuntu.
3. Installing several RPM/DEB packages in one command may not work.

- RPM package list
  - Notes RPM package
    - ibm\_lotus\_notes-8.5.i586.rpm
  - Activities RPM package
    - ibm\_lotus\_activities-8.5.i586.rpm
  - CAE RPM package
    - ibm\_lotus\_cae-8.5.i586.rpm
  - Sametime RPM package
    - ibm\_lotus\_sametime-8.5.i586.rpm
  - Symphony RPM package
    - ibm\_lotus\_symphony-8.5.i586.rpm
- RPM package install (must have root authority)
  - install Notes component
    - #rpm -ih ibm\_lotus\_notes-8.5.i586.rpm
  - install Activities component
    - #rpm -ih ibm\_lotus\_activities-8.5.i586.rpm
  - install CAE component
    - #rpm -ih ibm\_lotus\_cae-8.5.i586.rpm
  - install Sametime component
    - #rpm -ih ibm\_lotus\_sametime-8.5.i586.rpm
  - install Symphony component
    - #rpm -ih ibm\_lotus\_symphony-8.5.i586.rpm
- To check which Notes related RPMs have been installed:
  - >rpm -qa | grep ibm\_lotus

- RPM package uninstall (must have root authority)

```
uninstall Activities component
#rpm -e ibm_lotus_activities
```

```
uninstall CAE component
#rpm -e ibm_lotus_cae
```

```
uninstall Sametime component
#rpm -e ibm_lotus_sametime
```

```
uninstall Symphony component
#rpm -e ibm_lotus_symphony
```

```
uninstall Notes component
#rpm -e ibm_lotus_notes
```

- Notes DEB File list

```
Notes DEB package
    ibm_lotus_notes-8.5.i586.deb
Activities DEB package
    ibm_lotus_activities-8.5.i586.deb
CAE DEB package
    ibm_lotus_cae-8.5.i586.deb
Sametime DEB package
    ibm_lotus_sametime-8.5.i586.deb
Symphony DEB package
    ibm_lotus_symphony-8.5.i586.deb
```

- DEB package install

```
Install Notes component
$sudo dpkg -i ibm_lotus_notes-8.5.i586.deb
```

```
Install Activities component
$sudo dpkg -i ibm_lotus_activities-8.5.i586.deb
```

```
Install CAE component
$sudo dpkg -i ibm_lotus_cae-8.5.i586.deb
```

```
Install Sametime component
$sudo dpkg -i ibm_lotus_sametime-8.5.i586.deb
```

```
Install Symphony component
$sudo dpkg -i ibm_lotus_symphony-8.5.i586.deb
```

- DEB package uninstall

```
uninstall activities component
$sudo dpkg -P ibm_lotus_activities-8.5.i586.deb
```

```
uninstall cae component
$sudo dpkg -P ibm_lotus_cae-8.5.i586.deb
```

```
uninstall sametime component
$sudo dpkg -P ibm_lotus_sametime-8.5.i586.deb
```

```
uninstall symphony component
$sudo dpkg -P ibm_lotus_symphony-8.5.i586.deb
```

```
uninstall notes component
$sudo dpkg -P ibm_lotus_notes-8.5.i586.deb
```

Domino for i

### IBM i: System values required for install on Japanese systems

IBM recommends setting the following system values before installing Lotus Domino on IBM i Japanese edition (Language Feature 2962). Specifically, please verify that the system value for QCCSID is 5035 (the default system value for QCCSID is 65535).

System Value	Description	Recommended Value
QCCSID	Coded character set identifier	5035
QCHRID	Graphic character set and code page	1172 1027
QCNTYID	Country or region identifier	JP
QCURSYM	Currency symbol	Yen Mark
QDATFMT	Date format	YMD
QDATSEP	Date separator	1 (/)
QKBDTYPE	Keyboard language character set	JKB
QLANGID	Language identifier	JPN
QTIMSEP	Time separator	1 (:)

Domino for i

### IBM i: Domino installation and upgrade

**NOTE:** Refer to **Installing and Managing Domino 8 for System i** for complete details on preparing to install Domino and upgrade servers.

#### About Beta Software

Before installing Domino 8.5 Beta 1, remove any pre-beta software and configured servers; Domino upgrade is not supported with beta software.

To remove the pre-beta or beta software, make sure that all Domino servers are ended and no users are running any Domino CL commands (i.e., WRKDOMSVR). Delete any Domino servers configured with beta software using the command:

```
CFGDOMSVR SERVER(<server-name>) OPTION(*REMOVE)
```

Enter the following command to remove any pre-beta versions of Domino 8.5:

```
DLTLICPGM LICPGM(5733L85)
```

**Prepare to Upgrade from a Previous Release**

Domino 8.5 Public Beta 1 upgrade from the following releases is supported. Run the Display Software Resources (DSPSFWRSC) command to determine which version of Domino is currently installed.

i 5.4: Domino 7.0, 8.0 and later MRs

i 6.1: Domino 7.0.3, 8.0.1 and later MRs

The product identifiers are:

Domino 7 5733LD7

Domino 8 5733LD8

Back up the Domino data directories and all of the Domino libraries on the IBM i server. For more information, see Chapter 10 "Managing Backup and Recovery" in Installing and Managing Domino 8 for System i (i400help.nsf and i400help.pdf).

Stop all Domino servers; use the ENDDOMSVR command or i Navigator to end the servers. After all servers are ended, check that all Domino subsystems are also ended.

**Obtain the Domino electronic image (Web kit)**

Download the self-extracting zip file to your PC and extract the contents:

READ1st.TXT	Read First - Contains information on getting started and links to other sources of documentation.
LICENSE.TXT	Domino International Program License Agreement
QNOTES	SAVF - Lotus Domino 8.5 *BASE Option
QNOTESAP	SAVF - Lotus Domino 8.5 C API Option 1
QNOTESRL	SAVF - Lotus Domino 8.5 Server Option 10
SETUP.EXE	Installation Wizard
VERSION.TXT	Installation Wizard version file
DOMWZD.EXE	Domino Configuration Setup Wizard

Note 1: The C API is not multi-version capable. If you install the C API option with another multi-version capable release of Domino, only the latest installation of the C API will be available.

Follow the instructions below to install Domino using either the Installation Wizard or RSTLICPGM commands. Be aware that additional time (up to 2 hours or more) is required for Domino program conversion in selected install and upgrade scenarios. See the release notes for more information.

**Install Domino using the Installation Wizard**

From the directory where the Web kit files were extracted, run SETUP.EXE to launch the installation wizard. Follow the panels provided to install Domino.

**Install Domino using RSTLICPGM**

Alternatively, you can install Domino using the RSTLICPGM command. Transfer each of the binary save files (QNOTES, QNOTESAP, QNOTESRL) from the PC to the IBM i server where Domino will be installed. Use the RSTLICPGM commands to install each option.

Create save files (SAVFs) on your IBM i server to contain the Domino product options: \*BASE, option 1 and option 10. For example, create a library to contain the save files and then create save files for each option, as follows:

```
> crtlib mylib
> crtsavf mylib/qnotes
> crtsavf mylib/qnotesap
> crtsavf mylib/qnotesrl
```

Transfer the binary save files from the PC to the pre-created save files. For example, issue these commands from a PC command prompt:

```
cd xxxx                                {change to the directory that contains the
extracted save files
ftp <system-name or IP@>               {your i system name or IP address
Name:                                  {Enter your i user profile name and press enter
Password:                             {Enter your i password and press enter
ftp>binary                             {Set transfer mode to binary
Representation type is binary IMAGE.
ftp>put [drive letter]:qnotes mylib/qnotes (replace
ftp>put [drive letter]:qnotesap mylib/qnotesap (replace
ftp>put [drive letter]:qnotesrl mylib/qnotesrl (replace
ftp>quit
```

The save files for the option(s) you plan to install should now be on your IBM i server. Now use the RSTLICPGM CL command to install Domino. Each option must be installed separately.

**NOTE: Installing on a NON-English system**

If the primary language of your system is not English (2924), you should specify the LNG keyword on the RSTLICPGM command and change the value from the default value of \*PRIMARY to 2924. Otherwise, you will receive an error stating that LNG objects for the product were not found in the save file.

**Install Domino on i 6.1**

Program conversion is not required. Use the following commands to install each option.

If the primary language of your system is English (2924):

```
> rstlicpgm licpgm(5733L85) dev(*savf) option(*base) savf(mylib/qnotes)
frcobjcvn(*NO)
> rstlicpgm licpgm(5733L85) dev(*savf) option(1) savf(mylib/qnotesap)
frcobjcvn(*NO)
> rstlicpgm licpgm(5733L85) dev(*savf) option(10) savf(mylib/qnotesrl)
frcobjcvn(*NO)
```

If the primary language of your system is not English:

```
> rstlicpgm licpgm(5733L85) dev(*savf) option(*base) lng(2924)
savf(mylib/qnotes) frcobjcvn(*NO)
> rstlicpgm licpgm(5733L85) dev(*savf) option(1) lng(2924)
savf(mylib/qnotesap) frcobjcvn(*NO)
> rstlicpgm licpgm(5733L85) dev(*savf) option(10) lng(2924)
savf(mylib/qnotesrl) frcobjcvn(*NO)
```

**Install Domino on i 5.4**

Plan for additional time during the install of option(10) which requires mandatory program conversion regardless of the value of the FRCOBJCVN keyword or the QFRCCVNRST system value.

If the primary language of your system is English (2924):

```
> rstlicpgm licpgm(5733L85) dev(*savf) option(*base) savf(mylib/qnotes)
> rstlicpgm licpgm(5733L85) dev(*savf) option(1)      savf(mylib/qnotesap)

> rstlicpgm licpgm(5733L85) dev(*savf) option(10)     savf(mylib/qnotesr1)
```

If the primary language of your system is not English:

```
> rstlicpgm licpgm(5733L85) dev(*savf) option(*base) lng(2924)
savf(mylib/qnotes)
> rstlicpgm licpgm(5733L85) dev(*savf) option(1)      lng(2924)
savf(mylib/qnotesap)
> rstlicpgm licpgm(5733L85) dev(*savf) option(10)     lng(2924)
savf(mylib/qnotesr1)
```

The installed version, release, modification (VRM) values of Domino 8.5 is V8R5M0. Use the DSPSFWRSC command to display the installed software.

**Upgrade existing Domino servers**

Use the Update Domino Server (UPDDOMSVR) command to update existing multi-version capable Domino servers to latest release level.

- Determine the release of Domino servers configured on your IBM i server. Use Work Domino Server (WRKDOMSVR) command to see all Domino servers. Then press F11=Display library to display the library and release of the servers.
- Upgrade multi-version capable servers (e.g., 7.0.3, 8.0.1) to Domino 8.5 using the Update Domino Server command, as follows:

```
UPDDOMSVR SERVER(server-name) TORLS('8.5.0')
or
UPDDOMSVR SERVER(server-name) TORLS(*LATEST)
```

**Configure a new Domino server**

As an alternative to upgrading an existing server to Domino 8.5, you can configure a new server using the CFGDOMSVR CL command or the Domino Configuration Setup Wizard.

**Start the new or upgraded server**

You can now start the Domino server using the STRDOMSVR command or System i Navigator.

Domino Server, Domino for i

### IBM i: EZ Setup option not available with i 6.1

With i 6.1, the option to "Install and Configure Domino" from System i Navigator (also referred to as EZ Setup) is no longer available. The option remains visible on the i Navigator interface, but no actions are taken if selected. It will be removed fully in the next release of the operating system.

Use the alternative interfaces to install and configure Domino on i 6.1:

#### Installation

setup.exe	the ISMP-based installation wizard
LODRUN	using physical CDs
RSTLICPGM	using save files

#### Configuration

domwzd	Configuration setup wizard
CFGDOMSVR	CL command

Note: You can launch the Configuration setup wizard from i Navigator as follows:

1. Open System i Navigator.
2. Select the system where Domino is installed.
3. Expand "Network -> Servers"
4. Select 'Domino'
5. Right-click on "Domino -> New -> New Domino Server"

Domino for i

### IBM i: Getting started

#### Documentation Changes

The latest information about Lotus Domino 8.5 for i is available in these release notes. For general information about Notes and Domino Release 8.5, refer to the **IBM Lotus Domino Administrator Help** at: <http://infocenters.lotus.com/help7/index.jsp>

The **Installing and Managing Domino 8 for System i** guide, also referred to as **Domino 8 for System i HELP**, is not updated with this release but it continues to be available in the Domino 8.5 installed product directory (/qibm/proddata/lotus/domino850/data/help) and online:

<http://www.ibm.com/developerworks/lotus/documentation/domino/#systemi>  
<http://publib-b.boulder.ibm.com/lotus/c2359770.nsf>

Continue to refer to the **Installing and Managing Domino 8 for System i** guide for general information about product installation and removal, server configuration, multi-version support, and integration with IBM i.

#### Preparing to Install or Upgrade

Refer to the following release notes which provide information on preparing to install or upgrade to Domino 8.5. Read carefully the information on Program Conversion and plan for additional time during installation or selected operating system upgrade scenarios.

- IBM i: Checklist for upgrading
- IBM i: Program conversion
- IBM i: Domino installation and upgrade

**System Requirements**

Lotus Domino 8.5 is supported on IBM i 5.4 and i 6.1. Refer to the following release notes for information on software and hardware requirements.

- IBM i: Hardware requirements
- IBM i: Software requirements

**References**

The Lotus Domino for i (i5/OS) Web site

<http://www.ibm.com/systems/i/software/domino/index.html>

Support information specific to Domino for i (i5/OS), including availability of Domino updates PTFs required for Domino:

<http://www.ibm.com/systems/i/software/domino/support/>

General Domino for i (i5/OS) and IBM i product information:

<http://www.ibm.com/systems/i/software/domino/products.html>

Installing and Managing Domino 8 (HELP)

<http://www.ibm.com/developerworks/lotus/documentation/domino/#systemi>

<http://publib-b.boulder.ibm.com/lotus/c2359770.nsf>

Lotus support for Domino and Notes:

<http://www.support.lotus.com>

IBM System i partner and education information:

<http://www.ibm.com/developerworks/eserver/systemi.html>

IBM "Redbooks," including IBM i (i5/OS) and Domino information:

<http://www.redbooks.ibm.com>

IBM System i and i5/OS Information Center has details about installing, setting up, and using TCP/IP. It also provides an overview of using IBM iSeries Access and iSeries Navigator.

<http://publib.boulder.ibm.com/series/>



Domino for i

## IBM i: Program conversion

Read the following information carefully and plan for additional time required to convert Domino programs during the installation or upgrade process.

### i 5.4

Plan additional time for installation of Domino 8.5 on i 5.4. Installing Domino 8.5 on i 5.4 requires mandatory PROGRAM CONVERSION during product installation. **The time required for program conversion, in addition to the product installation, can be from 10 minutes or up to 2 hours or longer** depending on the system's performance characteristics and concurrent system activity.

As with prior versions of Domino that install on i 6.1 (for example Domino 7.0.3 and Domino 8.0.1) there are no options to defer program conversion until after install.

**Tip:** If you are planning to deploy Domino 8.5 on multiple i 5.4 servers, you can use the following method to reduce the installation time on subsequent i server installations:

- Install Domino 8.5 on the first i 5.4 server. Program conversion will occur during install.
- Save the converted Domino 8.5 product.
- Install the Domino 8.5 product that was saved from the first i 5.4 server on the remaining i 5.4 servers. Program conversion is not required on the subsequent installations. Use the FRCOBJCVN(\*NO) keyword value on the RSTLCPGM command to ensure that program conversion does not occur unnecessarily. Avoid using FRCOBJCVN(\*YES \*ALL) as it will cause program conversion to occur unnecessarily.

### i 6.1

Installing Domino 8.5 on i 6.1 does not require program conversion. If you are using the RSTLCPGM command to install, specify FRCOBJCVN(\*NO). Avoid using FRCOBJCVN(\*YES \*ALL) as this will cause program conversion to occur unnecessarily.

Program conversion of Domino 8.5 on i 6.1 will occur in the following cases:

- When upgrading from i 5.4 with Domino 8.5 already installed to i 6.1, or if installing Domino 8.5 after saving it from i 5.4, program conversion is required again and will occur upon "first-touch" of the Domino product (i.e. STRDOMSVR, CFGDOMSVR, et.al.).

You can also force program conversion to occur following the upgrade or install, avoiding the "first-touch" conversion, using the following command:

```
STROBJCVN LIB(QDOMINO850)
```

- If you install Domino 8.5 on i 6.1 using the RSTLCPGM commands and specify FRCOBJCVN(\*YES \*ALL), this will cause program conversion to occur unnecessarily. Specify FRCOBJCVN(\*NO) when installing Domino 8.5 on i 6.1 using the RSTLCPGM command, or use the Installation GUI (setup.exe).

## Related Information

- [i5/OS V6R1: Installing Lotus Domino and related products](#) (technote #1295455)
- [i5/OS V6R1 upgrade roadmap for Lotus Domino and related products](#) (technote #1294587)
- [Support for Lotus Domino and related products on i5/OS V6R1](#) (Web page)

## Upgrade notes

Lotus Notes

### Uninstall Notes before upgrading to 8.5 beta

Before installing or upgrading to Notes 8.5 beta, you should first uninstall your existing Notes client.

Domino Server, Domino for i

### IBM i: Autonomy Keyview filter version

Domino 8.5 for IBM i remains at version 9.2.0.12 of Autonomy's Keyview filter. The viewer is not supported.

These file types are not supported for System i:

- Lotus Word Pro (LWP)

Domino for i

### IBM i: Checklist for upgrading

Refer to the following table for detailed steps to follow to ensure that your IBM i operating system and Lotus Domino server environment are ready to upgrade to Domino version 8.5.

To-Do	Task	Description
	Determine if your system will support running Domino 8.5.	See the release note: IBM i: Hardware requirements.
	Determine if a compatible OS level is being used, including all of the required licensed programs, options, cumulative PTF packages and group PTFs.	Domino 8.5 is supported on i 5.4 and i 6.1. See the Release note: IBM i: Software requirements
	Verify compatibility with other Lotus software products.	Refer to the Lotus Software for IBM i operating system Compatibility Guide: <a href="http://www.ibm.com/systems/i/software/domino/pdf/releasesupport.pdf">http://www.ibm.com/systems/i/software/domino/pdf/releasesupport.pdf</a>
	Verify compatibility with any third-party add-on products.	If you are running third-party applications such as anti-virus, spam blockers, administration tools, etc., verify Domino version 8.5 compatibility with your vendor.
	Plan for additional time required to install Domino 8.5 on i 5.4 and in select upgrade scenarios to allow for mandatory program conversion.	See the release notes: IBM i: Getting started IBM i: Program conversion
	Plan for the new Lotus Notes client.	There are two client configurations available: basic and standard. For more information, refer to the Lotus Notes 8.5 Help documentation.

To-Do	Task	Description
	Set a default size for the console log.	<p>When you upgrade to Domino 8 or later release, the console log maximum size is automatically set to 1 KB, if you have not already explicitly set a maximum size in your notes.ini file. It is recommended that you set a maximum size prior to the upgrade so you do not lose valuable debugging information. A value between 100 - 1000 KB is good for most customers.</p> <p>You can set the maximum size using the <b>console_log_max_kbytes=&lt;kbytes&gt;</b> parameter. A value of 0 means no maximum.</p> <p>If you do not want console logging enabled, you can disable it with the setting <b>console_log_enabled=0</b>.</p>
	Plan for the new ODS level.	<p>Domino version 8.5 public beta 1 introduces new ODS level 50. Domino databases are not upgraded to the new ODS level by default, and no conversion is required as part of the upgrade. For details on <b>Create_R8_Databases=1</b> and how to upgrade your databases to the new ODS, refer to the Domino Administration HELP:</p> <p><a href="http://infocenters.lotus.com/help7/index.jsp">http://infocenters.lotus.com/help7/index.jsp</a>.</p> <p>See also the release note <b>IBM i: RUNDOMCMD CALL PGM(COMPACT) must run in *BATCH</b> for changes regarding running COMPACT in release 8.5.</p>
	Plan to upgrade the design of the Domino Directory (names.nsf) and allow time to rebuild views in names.nsf.	<p>If you are upgrading the first server in the domain, you also need to upgrade the design of the Domino directory (names.nsf).</p> <p>To do so, start the Domino server and answer "Yes" in the Domino console (<b>WRKDOMCSL &lt;server_name&gt;</b>).</p>
	Plan for any additional upgrade tasks if you are upgrading from an n-2 release.	<p>For example, if you are upgrading from Domino 7.0.x to Domino 8.5, read the documentation and upgrade recommendations for Domino 8 as well as the Domino 8.5 information.</p>
	Become familiar with the new features in Lotus Notes and Domino version 8.5	<p>See the release notes:</p> <ul style="list-style-type: none"> <li>New features in IBM Lotus Domino 8.5</li> <li>New features in IBM Lotus Notes 8.5</li> <li>New features in IBM Lotus Domino Designer 8.5</li> <li>New features in IBM Lotus Domino Web Access 8.5</li> </ul> <p>See also the <a href="#">Domino Blog</a>.</p>

Domino Server, Domino for i

## **IBM i: Enable C/C++ Applications for 64-bit support**

### **ENABLE Applications for 64-bit support on IBM i**

A future release of Domino for i is being evaluated to provide 64-bit pointer and teraspace support. This release note describes what you need to do to enable your Domino C and C++ applications to run with Domino 64-bit and teraspace support on IBM i.

### **C and C++ Application Requirements**

Any applications that use the Domino C or C++ API on i need to be reviewed to make sure they are properly enabled for use with Domino for i. If your application is not properly enabled, it may not be supported in a multi-version environment and may encounter run-time problems when Domino is changed to use 64-bit pointers. There are two important considerations:

- **Bind to QNOTES/LIBNOTES**  
Some applications incorrectly specify a library of \*LIBL when binding to the LIBNOTES service program. This can result in incorrect operation in a multi-versioned Domino environment. Applications must specify library QNOTES when binding to the LIBNOTES service program in order to function correctly in a multi-versioned environment.
- **Enable for Teraspace**  
A future version of Domino for i may use the i 64-bit pointer and teraspace support. To ensure proper operation of customer applications with a future version of Domino for i, applications using the Domino C or C++ API must be teraspace-enabled. This can be accomplished by recompiling the application with the teraspace compiler option specified. This is expected to provide significant improvement in Domino performance when 64-bit support is introduced.

For more details, see the following documents:

**Considerations when developing Domino C and C ++ API applications for i5/OS:**

<http://www.ibm.com/support/docview.wss?rs=203&uid=swg21238494>

**Domino 7 for i5/OS Application Development Guide (Chapter 2 - Application Development Considerations)**

[http://www.lotus.com/idd/doc/uafiles.nsf/docs/i5osdom7/\\$File/apdev400.pdf](http://www.lotus.com/idd/doc/uafiles.nsf/docs/i5osdom7/$File/apdev400.pdf)

For information on Domino 64-bit plans, see this document:

[http://www-1.ibm.com/support/docview.wss?rs=463&context=SSKTMJ&dc=DB520&uid=swg21233872&loc=en\\_US&cs=UTF-8&lang=en&rss=ct463lotus](http://www-1.ibm.com/support/docview.wss?rs=463&context=SSKTMJ&dc=DB520&uid=swg21233872&loc=en_US&cs=UTF-8&lang=en&rss=ct463lotus)

Domino for i

### IBM i: RNDOMCMD CALL PGM(COMPACT) must run in \*BATCH

Starting with Domino 8.5, the COMPACT program is multi-threaded and must be run in \*BATCH mode. Specify BATCH(\*YES) ALWMLTTHD(\*YES) on the RNDOMCMD.

Running the COMPACT program can be used to upgrade databases to a new ODS level. For example, the following procedure can be used to upgrade a Domino 8.5 server's databases to ODS level 50.

1. Update notes.ini to contain: Create\_R85\_Databases=1
2. Run the following command with the server \*ENDED to convert all existing server NSF's to ODS 50:

```
RNDOMCMD SERVER(<server-name>)  
          CMD(CALL PGM(QDOMINO850/COMPACT) PARM('-C'))  
          BATCH(*YES) ALWMLTTHD(*YES)
```

Refer to the topic **Including a database in attachment consolidation** in the **IBM Lotus Domino Administrator Help** for more information about ODS level 50: <http://infocenters.lotus.com/help7/index.jsp>

Domino Web Access, Domino for i

### IBM i: Sametime customization saved on upgrade

The Domino server's data directory <data\_dir>/domino/html/sametime/stlinks was added in releases 6.0.5/6.5.4, and also exists in Domino 7.x and later releases, but did not exist in 6.5.3 and prior releases. This directory contains files that enable Sametime integration with iNotes (Domino Web Access) and files in this directory may be customized to support tunneling.

When a Domino server is upgraded, any files in the existing <data\_dir>/domino/html/sametime/stlinks directory are copied to a backup directory called <data\_dir>/domino/html/sametime/stlinks/stlinks.sav in order to save any potential customized settings. The server upgrade process occurs:

- during install for servers that are not multi-version capable (Domino 6.0.2 and earlier)
- after install when the UPDDOMSVR command is run for a multi-version capable server (Domino 6.0.3/6.5.0 and later)

Files will only be copied to the stlinks.sav subdirectory during upgrade if the stlinks.sav directory is empty or does not exist (that is, if an install/upgrade occurs more than once for the same server, the copy of the files to stlinks.sav will only occur during the first install/upgrade).

If you make additional customizations to the files in stlinks, be sure to either copy the new customizations to stlinks.sav or remove all files from stlinks.sav so that a subsequent install/upgrade will copy the latest files to the backup directory.

## Lotus Notes

**Mail Letterheads and upgrading from previous releases of Notes**

In Lotus Notes 8.x, there are a number of new and redesigned letterheads. There are a few caveats pertaining to letterheads:

1. Your old letterhead graphic is still part of the template; it will still display in the redesigned forms. The old letterhead design is wider than the new designs, however, and the picture may appear truncated in the Memo header. The only workaround at this time is to choose a different letterhead via Preferences.
2. If you save Preferences for any reason, and had previously chosen a letterhead that is not included on the redesigned list, the letterhead image that displays in the Memo form will change to the "Envelope" image.
3. If you choose to use one of the new letterheads, if the recipient of your e-mail is still using a mail template from a previous release, the letterhead area will appear blank.

## Domino Server

**Notes 8.0.1 to Notes 8.5 on Solaris requires clean installation**

When upgrading from Notes 8.0.1 to Notes 8.5 on Solaris, you cannot set up the server, since the symbol link is incorrect. Instead, install Notes 8.5 cleanly.

## Domino Server

**Windows 2003 64-bit: Domino service will not install on upgrade**

On Windows 2003 64-bit, if upgrading from earlier Domino 8.5 beta builds to the current Domino 8.5 Beta 1 build, the "Lotus Domino Server" Service will not be installed, and will remove any previous installation of the "Lotus Domino Server" Service from the 'Windows Services (Local)' list.

**Workaround**

Run the following command from a command prompt to install the "Lotus Domino Server" Service:

```
C:\Program Files\IBM\Lotus\Domino\ntsvinst -c -t"Lotus Domino Server  
(CProgramFilesIBMLotusDominodata)" -i"C:\Program  
Files\IBM\Lotus\Domino\notes.ini"
```

## Configuration notes

## Domino Web Access

**Configuring Domino Web Access**

To view the newest Domino Web Access features, you must have a Domino 8.5 server installed. In addition, users must be registered using the Domino Web Access mail system, and the Mail (8.5) mail template.

Domino Server

### DCT - Java memory requirements

The Domino Configuration Tuner (DCT) performs best with additional JVM memory; the default JVM memory for Notes is 64 MB. Before using the DCT, add the following setting to the Notes Client NOTES.INI file:

```
JavaMaxHeapSize=268435456
```

This entry should be the very first entry for DCT in the NOTES.INI file.

Domino for i

### IBM i: Choose the format of HTTP log files

HTTP log files are written in EBCDIC format by default on the IBM i platform. You can change the format of these files to ASCII by setting the following in the NOTES.INI file. The setting will take effect the next time the server starts or when HTTP starts again (for example, "tell http quit" then "load http").

```
HTTPLogFormatAscii=1
```

If HTTPLogFormatAscii is not present in the NOTES.INI file or if the setting is HTTPLogFormatAscii=0, then the HTTP log files will revert to their default EBCDIC format.

Domino for i

### IBM i: JVM property settings on a per Domino server basis

A property in the NOTES.INI file can be used to specify JVM Properties for the Domino server. This property, JavaUserOptionsFile, specifies a text file which contains the properties to add to the JVM. This text file can be either ASCII or EBCDIC and have up to 256 properties specified. Each entry must be in the form of "property=value" and be on a separate line.

Any property that can be set with the -D Java option is valid. Domino already provides a way of adjusting the stack sizes, etc.

If Domino specifies a property, and that property is also specified in the JavaUserOptionsFile, the JavaUserOptionsFile value is used. For example, if Domino specifies the property "Foo=1", and the JavaUserOptionsFile specifies "Foo=2", the JVM is created with "Foo=2".

Note There are currently 2 exceptions to this: java.class.path and java.library.path. Domino will link the values specified in the JavaUserOptionsFile to what Domino is already setting for these two properties.

Multiple Domino servers can share the same options file.

One use of this feature is easier enablement of Java applications that have native methods. In order for the System.load() or System.loadLibrary() to find the service program, that service program must be in the current path. In this case, the administrator would have to know what directories the Domino for iSeries code uses. With this change, the administrator can set the JavaUserOptionsFile in the NOTES.INI and in the referenced file specify "java.library.path=/QSYS.LIB/PGMAPP.LIB" where PGMAPP.LIB is the library containing the service program loaded by the java application.

For example:

In the server's NOTES.INI the following line is added:

```
JavaUserOptionsFile=/PGMApp/JvmOptions.properties
```

The file "/PGMApp/JvmOptions.properties" could have the following:

```
java.library.path=/QSYS.LIB/PGMAPP.LIB
java.class.path=/PGMApp/bin/PGMApp.jar
PGMApp.debug=0
PGMApp.serverName=Server1
```

#### Lotus Notes

### Macintosh: LotusScriptExtensions file on Mac OS X

In the Notes client running on Macintosh OS X, the LotusScript Extensions file is located in ~/Library/Preferences/Lotus/LotusScriptExtensions\2.0. This file is still a resource file, and requires either ResEdit (using Mac Classic mode or OS9) or Rez/DeRez (in the OS X Developer Tools) to modify. On Windows platforms, this information is kept in the registry; on UNIX platforms, this file is a text file called "lotus.ini".

#### Domino Server

### Notes.ini setting to control the Expires header for Dojo files

New in the Domino 8.5 release is the Dojo JavaScript library, which is installed in a version specific subdirectory under the domino\data\domino\js directory. By default the web server maps the "/domjs" URL to the domino\data\domino\js directory. Since the files in this tree are static, the web server by default will add an 'Expires' header to each response for a file under "/domjs", which instructs the browser to cache the file for the next 364 days. The interval can be controlled by a Notes.ini setting: HTTPDaysUntilJSLibExpires=n

When 'n' is any positive value it will be used as the value in days which is set in the 'Expires' header. A value of 0 will cause the web server to not add the 'Expires' header to the response.

#### Domino Designer, Domino Web Access

### Rich text and attachment XPage controls (web)

Notes has 2 types of storage for rich text fields: Native Notes editor format, and MIME (triggered when the field's storage is set to "Store contents as HTML and MIME").

Rich text that is stored in Native Notes editor format must be converted to HTML before it sent to a browser. The conversion from Native Notes format to HTML is not yet complete, causing the loss of some formatting information.

Saving a form or xPage with a browser will always cause rich text data to be sent back to the web server as HTML, where it is converted to MIME. The conversion from HTML to MIME is not yet complete, causing embedded objects to be dropped.

The attachment control can operate on a Rich Text item whose data is stored in Native Notes editor format, and will not operate on MIME Rich text.



## Lotus Notes

**Sametime Awareness not showing in some Notes views**

On some Notes Standard configuration clients, Notes is not displaying Sametime awareness in views. In order for all Notes views to display Sametime Awareness while using embedded Sametime in the Notes Standard client, the following variables may need to be added to your NOTES.INI file

```
IMSHOW_STATUS=1
$USE_WCT_IM=1
$USE_ST_IM=0
```

## Domino Web Access

**Use an HTTP-proxy Servlet to restrict URLs to external servers**

For Domino Web Access features that send requests to external servers or Web services, such as Quickr integration or Widgets, administrators can use an HTTP-proxy servlet to intercept calls and retrieve information from a remote site. An HTTP-proxy servlet specifies which sites are allowed. Then, instead of making a request call to an external server such as Quickr or Google, for example, calls are passed through the HTTP-proxy servlet. If an external server is defined in the HTTP-proxy servlet properties as one of the allowed sites, then the request is passed on to the external server. And any information received from the external server is returned through the HTTP-proxy servlet.

An HTTP-proxy servlet protects the hosting Web server against malicious code by filtering out unwanted sites. Other servers are prevented from attacking the requesting server, because the requests are going to the HTTP-proxy servlet, not the Web server. For security reasons it is important that you limit the sites that can be access through your proxy. An open proxy that passes on connections to any Web site leaves the Web server vulnerable to abuse. You use a proxy-config.properties file to specify which servers are allowed. For each site you want to allow, you configure a proxy policy that includes the following set of properties as shown in this example:

```
enabled=true
connectTimeout=200
sessionTimeout=30000

policy0.url=http://www.google.com/
policy0.context=/xsp/proxy/GoogleProxy/
policy0.actions=GET,POST
policy0.cookies=
policy0.headers=*
policy0.mime-types=*
```

Each policy setting that you configure must have a different number and the numbers must be sequential. That is, there is a policy0, then a policy1, then a policy2, and so on. The context entry determines which proxy servlet this setting is for. In the example above, the setting is for the GoogleProxy. If you want the setting to be for the QuickrProxy, then the entry would look like this:

```
policy1.context=/proxy/QuickrProxy/
```

## Property descriptions

Property	Description
enable	Set to true to enable this servlet
connection timeout	Length of time to attempt a connection;
session timeout	Length of time in before the session ends; default if unspecified is 30 minutes.
policy<n>.url	Address of the site to which this policy applies.  The url attribute is the target of the proxy. So, in the above example, this policy will be enforced if the GoogleProxy tries to access <a href="http://www.google.com/">http://www.google.com/</a> .
policy<n>.actions	The set of HTTP actions this policy allows.  These can be GET,POST,PUT,DELETE. The most frequently used are GET and POST.
policy<n>.cookies	Cookies allowed for this site. That is, the cookies that will be passed from the browser to the target URL server.  <b>Note:</b> Cookies that come from outside our network will only be passed back to the source server/network. A cookie from Yahoo, will only be passed back to Yahoo. These cookies are not listed in this list, this is handled automatically.
policy<n>.headers	Headers allowed for this site, or use * to allow all. This attribute determines which headers are forwarded to the target server.  <b>Note:</b> Cookies are not handled as a standard header. Putting the entry "cookie" in the headers list will have no effect.
policy<n>.mime-types	Content types allowed back from the target server.  <b>NOTE:</b> All other entries tell the proxy server what to allow from the browser to the target server; the mime-types attribute determines if a response will make it from the server to the browser.

For this Beta release, to configure an HTTP-proxy servlet, copy and paste the sample code provided below into a file you create named `proxy-config.properties`. Place this file in the `c:\Domino\xsp\proxy` directory.

```
# Test properties for proxy policies
```

```
enabled=true
connectTimeout=200
sessionTimeout=30000
```

```
policy0.url=http://www.google.com/
policy0.context=/xsp/proxy/GoogleProxy/
policy0.actions=GET,POST
policy0.cookies=
policy0.headers=*
policy0.mime-types=*
```

```
policy1.url=https://www.google.com/  
policy1.context=/xsp/proxy/GoogleProxy/  
policy1.actions=GET,POST  
policy1.cookies=  
policy1.headers=*  
policy1.mime-types=*  
  
# policy2.url=http://your_quickr_server:10038/  
# policy2.context=/xsp/proxy/QuickrProxy/  
# policy2.actions=GET,POST  
# policy2.cookies=LtpaToken  
# policy2.headers=*  
# policy2.mime-types=*
```

Domino Server

### **Windows: NTLMv1 and v2 proxy with integrated authentication**

NTLMv1 and NTLMv2 proxy support with integrated authentication is supported on Windows platforms only.

The user may choose to specify a username and password in the Accounts framework. If not specified, the current user's Windows credentials will be automatically obtained and used for authentication. A user will only be prompted for credentials if the credentials provided are invalid or out of sync with Active Directory.

When storing credentials in Accounts or entering credentials in a prompt, the domain should prefix the username. For example, a user called "User" in the domain "DOMAIN" should specify the following in the username field: DOMAIN\User. See the Domino Administrator Help for more information about configuring platform proxy settings.

**Note:** The Apache Axis web service framework does not obey platform proxy settings. All remote connections will be direct.

# Known limitations, problems, and workarounds

## Limitations

### Client issues

Lotus Notes

#### **Cannot drag/drop attachments from Notes to Sametime**

On Windows and Mac OS, when dragging an attachment from a Notes document to a Sametime chat dialog box and dropping it, Sametime is unable to accept the file.

Lotus Notes

#### **Citrix: Select Sound list is blank**

Using a Citrix client, in any Mail or Calendar dialog box where the user sets an alarm, the list of sounds will be blank. The affected dialog boxes are:

- Follow Up - Add or Edit Flag
- Mail Preferences: Follow Up panel
- Calendar Preferences: Alarms panel

There is no known workaround at this time.

Lotus Notes

#### **F1 Help for File -> Preferences not comprehensive**

Not all Preference dialogs bring up a Help topic when you press F1 (**Note:** On the dialogs for which F1 Help is implemented, focus must be in the dialog when F1 is pressed). To find comprehensive Help for preferences, click **Help -> Help Contents** from the main menu, and either use Help Search or look in the All Topics list.

**Tip:** If you use F1 on a preference dialog for which it is implemented, for example on the Basic Notes Client Configuration dialog, leave the Help pane next to the dialog open as you click other preferences in the navigator. The Dynamic Help portion of the pane uses an automated search based on context and locates the relevant topic for you on most preference dialog boxes.

## Lotus Notes

**Help Search -- Not all results can be synchronized with Contents**

In Lotus Notes Help, when you use Help Search, and click on a topic in the search results, usually you can see where in the Help Table of Contents that topic falls by clicking either the **Refresh / Show Current Topic** or **Show in Table of Contents** icon. If nothing happens when you click one of these icons, the topic is an advanced topic that intentionally does not appear in the table of contents.

## Lotus Notes

**Notes Selection model may not work well with Select key**

At this time, the Notes Selection model (under File -> Preferences -> Basic Client Configuration) may not work well when a user holds the "Shift" key and selects additional messages.

**DECS issues**

## Domino Server

**DECS is not available as part of 8.5 beta program**

The Domino Enterprise Connection Services (DECS) is not available as part of this Notes/Domino 8.5 beta program.

**Domino Designer issues**

## Domino Designer

**Changed limits on design element name length , uniqueness**

The UI for creating design elements does not, as yet, implement the same limits for design element name length and uniqueness as previous Designer versions. We intend to implement the same length limits as previously, which for most design element types are 64 bytes LMBCS for each title or alias, 128 bytes overall. As regards uniqueness, we hope to improve on the existing functionality, but at least, the intention is that we will either prevent or warn if you create design elements with conflicting names, however that functionality is not in the beta.

## Domino Designer

**Online Help plug-ins take long time to index when first accessed**

Indexing of the Domino Designer Eclipse Help plug-ins may take 20+ minutes to index when they are first accessed for the Dynamic Help view in Domino Designer. During this time you are not presented with search results in that view.

Domino Designer

### Query Views on top of DAVs not operating correctly

When executing a QUERY VIEW on top of a DAV, you get the following message:

```
05/19/2008 02:44:01 PM  Glutton/Emp    Failed when DB2 was fetching a note.
A DB
2 Access Error occurred.  Server log will contain more information.: 04003
- [IB
M][CLI Driver][DB2/NT] SQL0443N Routine "DOMINO.ISREADER4" (specific name
"SQL07
1011141457200") has returned an error SQLSTATE with diagnostic text "690 :
Null
object handle". SQLSTATE=04003 - *LOCAL.DB2.080519141256(nserver)
```

## Domino Domain Monitoring issues

Domino for i

### IBM i: DDM memory probe reports 2x usage for Java agent

Due to platform differences, a Java agent on IBM i will be reported as using about 2x the CPU as on other platforms.

## Lotus Symphony issues

Lotus Notes

### Domino Designer menu and toolbar are shown in Symphony

If both Symphony and Domino Designer are installed, after launching Symphony, two extraneous menu items named "Search" and "Run", and the Domino Designer toolbars, will appear on Symphony's menu and toolbar. The extraneous menus and toolbars will not work when clicked

Lotus Notes

### Forms are not saved correctly in .PPT format

If a Lotus Symphony Presentation document that contains forms is saved as a Microsoft PowerPoint (.PPT) file, and then re-opened by PowerPoint, the forms in that document will be shown as blank rectangular frames.

Lotus Notes

### Formula result is incorrectly shown when opening Lotus 123 file

If a Lotus 1-2-3 file containing formula text in a cell with the "Text Formula" style is opened in Symphony, the calculated formula result will be displayed.

Lotus Notes

### **Graphics with text cannot be copied to other applications**

In Lotus Symphony Spreadsheet and Lotus Symphony Presentation, inserting a graphic and inputting text into it, and then copying the graphic to another editor, or to Lotus Notes, may result in the text inside the graphic to be lost.

Lotus Notes

### **Hyperlink with mixed-byte characters may be duplicated on Save**

If a Symphony spreadsheet cell contains a hyperlink which has double-byte and ASCII characters in the hyperlink text, saving to an .ODS file may cause the hyperlink to be duplicated.

Lotus Notes

### **Linux: No "Save as type" option available on SUSE**

There is no "Save as type" combobox in the 'Save as' dialog for Lotus Symphony running on the SUSE platform. File extensions need be set specifically to save a file as a certain type.

Lotus Notes

### **Notes toolbar options are shown in Symphony**

Launch Symphony and then Notes, and start the toolbar context menu by right clicking Symphony's toolbar. The Notes toolbar options are also shown under Symphony's toolbar menu. These extraneous toolbar options will not work when clicked.

Lotus Notes

### **Save unsupported document type may cause data loss**

Unsupported document types can be opened by altering their extensions, but this can cause data loss when the file is saved back. For example, changing a .HTML file into a .SXW file and opening it may result in the document content being lost when subsequently saving the file.

Lotus Notes

### **Spellcheck does not support user dictionaries for some languages**

Spell check does not support the user dictionaries of the following language versions: Hebrew, Simplified Chinese, Traditional Chinese, Turkish and Hungarian.

Lotus Notes

### **Tables in Notes cannot be copied to Lotus Symphony Presentations**

Selecting and copying a table in Notes, then pasting it into Lotus Symphony Presentations, will cause only the table text to remain.

Lotus Notes

### **User cannot Undo if a document is not completely loaded**

The "Undo" command does not work when a document is still loading (for example, if the page number in the status bar keeps on increasing), until that loading is finished.

Lotus Notes

### **"Reversing Path Direction" is not supported for animation effect**

"Reversing Path Direction" is an attribute for the 'Motion Paths' animation effects in Microsoft PowerPoint. This attribute is not supported in Lotus Symphony Presentations; there will be no animation effect if this attribute is set to 'True'.

## **Notes client on Macintosh issues**

Lotus Notes

### **Cannot use embedded browser to run applets on Macintosh**

On Mac OS X, the embedded browser does not support running applets inside the browser. As a result, using the embedded browser to host a Web conference or to join a meeting results in an error message. This happens because of a Virtual Machine (VM) nesting limitation.

Lotus Notes

### **Macintosh PowerPC is not supported with this beta**

The PowerPC is not supported with this beta release of the Notes 8.5, due to issues with the 10.5 compiler. You are able to install and run the beta on PPC machines, however, intermittent crashing or limited functionality may be experienced, and its use is not recommended at this time.

A bug report has been filed with Apple and a resolution is being identified. Lotus plans to support PPC when 8.5 is released for General Availability.

Lotus Notes

### **Spell checker not supported for some languages**

The LanguageWare V27 engine on Mac OS X is not supported. As a result, you cannot spell check content in the following languages using the Rich Text Editor or Text Analyzer:

- Chinese (Simplified & Traditional)
- Hungarian
- Israel
- Turkish

Lotus Notes

### **Unable to consume Web Services on the Macintosh**

Web service calls from Notes applications on the Macintosh are not working correctly. When your Notes application (in Java or LotusScript) tries to make a Web Service call through a Web server-enabled script library, it will fail.



## Roaming user issues

Lotus Notes, Domino Server

### **Debug console for Java replication briefly appears**

When you launch the Notes client, you may see a Debug console for Java replication; you can ignore it because that console is automatically dismissed after the Notes client loads.

Lotus Notes, Domino Server

### **Do not apply roaming policy to registered roaming users**

Applying a policy to upgrade a user to roaming status can only be used with nonroaming users. This feature does not yet apply to those who have already been registered as roaming users with the User Registration tool in the Domino Administrator client.

Lotus Notes, Domino Server

### **Do not combine Domino server roaming with file server roaming**

Do not combine Domino server roaming and file server roaming for the same Notes client user. This configuration is not supported.

Lotus Notes, Domino Server

### **Ensure databases have replicated after policy upgrade to roaming**

When upgrading a user's status from non-roaming to roaming by assigning a roaming policy, the Person document in the Domino Directory may indicate that the roaming status change has occurred, when it has not. When you open the Person document, the "User can roam" status is set to Yes before all the roaming databases have been replicated. The roaming databases on the Notes client must be replicated to the Domino server; otherwise, when the user attempts to log onto the Notes client on another computer, the user receives a message requesting they again update their status to roaming. The upgrade process that was started did not actually complete but the Person document indicates that the update to roaming was successful.

#### **Workaround**

After you initiate an upgrade to roaming status, before you use the Notes client on another computer verify that all roaming databases on the replicator page have successfully replicated to the Domino server. Verify that the following databases have been replicated:

- Names.nsf
- Journal.nsf
- Bookmarks.nsf
- Localfeedcontent.nsf
- Roamingdata.nsf

To ensure that replication occurs, open your replicator page and manually replicate the databases. Next, verify that the field "User can roam" is set to Yes in your Person document on the server.

Lotus Notes, Domino Server

### **Notes client Basic with roaming does not support policies**

Policy assignment for upgrading a user's status to roaming is not supported in the Notes client basic configuration.

Lotus Notes, Domino Server

### **Some Notes.ini settings not retained for roaming**

Some Notes.ini settings that worked with roaming user configurations in Notes 8.0 and earlier releases, do not work correctly for roaming in Notes 8.5. If you have a problem retaining any Notes.ini settings in roaming configurations, use the alternate method for the settings. For example, some settings also exist on the menus in the user interface, in the server configuration document, or a policy.

Lotus Notes, Domino Server

### **Upgrading a second Notes client computer to roaming**

Prior to upgrading a second Notes client computer to roaming, be certain that the field "User can roam" in the Person document is set to Yes, and also verify that all roaming databases have replicated to the roaming server.

Lotus Notes, Domino Server

### **Upgrading to roaming with Notes client basic configuration**

When upgrading previously-registered Notes client users who use the Notes client basic configuration, first downgrade the user to non-roaming status. You can then use the new roaming features to upgrade the user to roaming status on the Notes client standard configuration. When a user is upgraded to roaming, the administration server and the roaming server must both be Domino 8.5 servers.

## **Security issues**

Domino Server

### **XPages runtime security is not fully enabled**

Runtime checking of XPages design element signatures for server access permissions is not enabled for this beta release. This will be addressed for the Gold Availability (GA) release.

## **Server issues**

Domino Server

### **DCT - Check for Updates feature is temporarily unavailable**

The "Check for Updates" feature has been temporarily removed from Domino Configuration Tuner (DCT) for this beta release.

Domino Server

### **DCT not supported for use with DB2 Access servers**

Domino Configuration Tuner (DCT) is not supported for use in a configuration that includes DB2 Access servers. If your configuration includes DB2 Access servers and you run DCT, the DB2 Access Servers will display in the Domino server list. If you select a DB2 Access server from the Domino server list, a LotusScript error is generated.

Domino Server, Domino for i

### **IBM i: Java heap dump not generated with "classic" JVM**

If you choose to use the non-default "classic" JVM using the Notes.INI value `JavaUseClassicJVM=1`, note that a heap dump (.phd file in the server's data directory) will not be generated if the JVM encounters an out of memory condition. The heap dump will be generated if you use the default JVM, J9.

See the "IBM i: Software requirements" release note for more information.

Domino Server

### **Limit number of users for Auto-Populated Groups feature**

The new group feature Auto-Populated groups allows you to pick the method of Home Server. Currently, the feature performs slowly when running against large directories, or with secondary directory environments with large numbers of users. Therefore, at this time it is recommended to explore this feature in a test environment that contains no more than 3,000 mail users.

Lotus Notes, Domino Server

### **User registration tool creates some required roaming files**

In the Domino 8.5 Administrator client, when you use the user registration tool to register a Domino roaming user, it does not create two new files required for roaming users with Notes client standard configuration. The following two files are not created by the registration tool but are created later when the user sets up the client:

- Roamingdata.nsf
- Localfeedcontent.nsf

The user registration tool also fails to rename the file Journal.nsf to the new name, Notebook.nsf. The user registration tool does create the original roaming files Bookmark.nsf, Names.nsf, and Journal.nsf.

## **Known problems and workarounds**

### **Activities issues**

Lotus Notes

#### **Cannot add a file to some entries after deleting a file**

Once a file has been deleted from a To-Do or a Comment, you cannot add another file.

Lotus Notes

#### **Comments and To-do Responses to private entries are not private**

Comments and To-do entries created as Response documents to a private entry are not marked private by default. To make Comments and To-Do entries private, the documents must be marked private by the responder.

Lotus Notes

### **Completed To-do entries may appear in Calendar**

Completed To-do entries might still appear in the Notes calendar.

Lotus Notes

### **DBCS attachment displays incorrectly in the Activities sidebar**

Dragging-and-dropping mail with a DBCS attachment to the Activities side bar results in the attachment file name displaying unintelligible characters.

Lotus Notes

### **Local database document does not open correctly when launched**

A local database document added to Activities does not open correctly when launched

Lotus Notes

### **Log into Activities to see Activities To-Do in Notes calendar**

When you want to see your Activities To-Do entries within the Notes Calendar, the Activities sidebar needs to be activated (logged in via the side shelf).

Lotus Notes

### **Quick Find in Overview may not be desirable**

When searching for non-Activity level documents, it is recommended that the search be done in a view other than the Overview. Activities Overview will not likely contain all of your Activities and therefore entries. The search cannot be performed at entry-level unless the parent activity is open in the view.

Lotus Notes

### **Roundtrip editing of files is not supported**

Roundtrip editing of files opened from within an Activity is not supported for beta. The workaround is to delete the original file entry and create a new one with the updated file.

Lotus Notes

### **Show Business Card might result in an error**

While attempting to view a business card, the user might see an error dialog with the message: "Retrieving business card data' has encountered a problem."

#### **Workaround**

Delete Activities Accounts and relaunch the client. Choose "Menu -> Contacts -> Advanced -> Accounts", and delete accounts with names starting with 'Activities'. **Note:** Once you delete accounts and relaunch the client, you will have to re-specify the Activities server settings using Preferences.

Lotus Notes

### **Show related activities not working for Notes mail**

The "Show related activities" feature is not working with Notes mail documents.

Lotus Notes

### **The By Priority view and Overview are not drag /drop enabled**

Both the "By Priority" view and Overview are not enabled for drag-and-drop operations.

## **Client issues**

Lotus Notes

### **BIDI issues with brackets**

Following are issues associated brackets when using bi-directional settings:

1. The type of page size should have left-to-right direction even on the translated and mirrored screen, thus it is expected appear as B5 (JIS) instead of (B5 (JIS
2. Names of untranslated templates should have left-to-right direction even on the translated and mirrored screen, thus instead of (Microsoft Office Library (7 we would expect to see Microsoft Office Library (7)
3. Formulae should have left-to-right direction even on the translated and mirrored screen; it is expected to appear as ACos() instead of ()ACos

Lotus Notes, Domino Designer

### **Cannot launch Notes if Admin and Designer are running**

In a sequence where the Domino Administrator client is launched first, then Domino Designer, and then the Notes client, Notes will fail to launch. You must close Designer in order to successfully launch Notes.

This is only occurs for this particular startup sequence.

Lotus Notes

### **Catalog update can hang Notes when certification is required**

Creating a local widgets catalog replica in Notes from the central widgets catalog on a server, may result in an error message, and hang Notes when cross-certification is needed. This may happen when choosing File -> Preferences -> Widgets, and entering a catalog server and catalog name, then clicking "Apply" on the Widgets preference panel. The cross certificate dialog may open and quickly close hanging the client. Once this happens, the only workaround is to exit Notes.

To avoid this error, manually open the widgets catalog first (File->Open->Lotus Notes Application-> <server\_name>/toolbox.nsf ) to force the cross-certification dialog to open outside of the Preference page.

Lotus Notes, Domino Designer

### **Command line launch w/db specified opens in wrong application**

Launching Notes or Designer via the command line, with a database specified, opens the database in the wrong application. For example:

1. Launch Notes
2. Open a DOS console and type the path to Notes directory
3. Add `designer.exe` to launch Designer
4. Add MAIL as an extension argument, for example: `c:\notes\designer.exe MAIL`

The expected result is that Designer launches, with mail database opened. Instead, Designer launches, but the mail database is opened in Notes instead of Designer. **Note:** The same is also true if you launch Notes via a command line with a database specified.

Workaround: Launch via command line without specified database and manually open once loaded.

Lotus Notes

### **Create/Text menus may not work when editing a document**

Create and Text menus occasionally do not work when editing a document.

#### **Workaround**

Reset focus by switching to another open window tab and then return to the document being edited.

Lotus Notes, Domino Designer

### **Domino Designer Preferences showing in Notes Preferences window**

Domino Designer specific preferences are listed in the Notes Client preferences. The extra preferences are:

- Ant
- Domino Designer
- Internet
- Java
- Java Script
- Plug-in Development
- Run/Debug
- Server
- Service Policies
- Team
- Validation
- Web
- Web Services
- XML

and should be ignored by most Notes users.

Lotus Notes, Domino Designer

### **Duplicate bookmarks when starting Notes after Designer**

Duplicate Notes bookmarks appear upon Notes restart in the following very specific use case.

1. Start Notes
2. Start Designer
3. Exit Notes
4. Restart Notes

When the Notes interface appears, several duplicate bookmarks also appear. Note that this display issue only occurs in Notes "docked" mode, and in this specific task sequence. To avoid this issue, exit Designer when you exit Notes.

Lotus Notes

### **Notes sidebar display issue**

In some instances, after installing this beta release and restarting Notes, the Notes sidebar may not be visible and the View -> Sidebar menu sequence may be disabled.

As a workaround, individually open the sidebar panels that you want to display using the View -> Sidebar panel menu sequence. The panels that you individually select will appear in the Notes sidebar, both immediately and when you restart Notes.

Lotus Notes, Domino Server

### **Removing an assigned widget policy can lock widgets**

Removing an assigned user policy that uses a Widgets catalog can cause widgets to remain locked. If the user was assigned a catalog server and database, category names, and the "Install widgets from catalog" policy setting was set to "Disabled", and the user policy is then removed, the categories on the Widgets preference page will remain locked. At this point, the user and administrator will not have the ability to remove the widgets.

As a workaround, assign another desktop policy which resets the settings to the desired values, for example, set "Install widgets from catalog" to 'Enabled'.

Lotus Notes, Domino Designer

### **Roaming considerations for Beta**

The following Beta considerations are specific to the new Roaming functionality introduced in Notes and Domino release 8.5.

- Roaming user functionality for Notes users on the Mac OS platform and the Linux platform is not available in Lotus Notes standard configuration in this Beta. Roaming user in Lotus Notes basic configuration remains unchanged from earlier release capabilities.
- If you start one of the Lotus Symphony editors before starting Notes, in a single Notes session, many Notes preferences will not be available for roaming in that Notes session. To ensure that all possible Notes preferences are available for roaming in your current Notes session, start Notes before starting Lotus Symphony.

- If you start Domino Designer before starting Notes, in a single Notes session, many Notes and Designer preferences will not be available for roaming in that Notes session. To ensure that all possible preferences are available for roaming in your current Notes session, start Domino Designer before starting Lotus Symphony.
- Roaming against a DB2-enabled server is not available in this Beta release.
- The Notes start-up sequence on the Windows client platform has been reordered as part of performance enhancement in this release. Notes users are now prompted to authenticate (log in using their Notes password) before the Notes workbench appears on-screen. The new NOTES.INI setting for this sequence is "ENABLE\_EARLY\_AUTHENTICATION" which has a default setting value of 1, enabling the new mode. Disabling the setting reverts to the old (pre-8.5) start-up mode. If the ENABLE\_EARLY\_AUTHENTICATION setting is disabled (0), the Roaming user functionality introduced in release 8.5 is not functional and performance enhancements gained in the reordered start-up sequence are not realized.
- The Roaming preference panel, which is only available for file server roaming users only, may inadvertently be visible (but non-functional) for Domino server-enabled users in this Beta release.

Lotus Notes, Domino Designer

### Unable to launch IBM Support Assistant

Some users may experience problems launching the IBM Support Assistant (ISA) from the Notes client or Domino Designer UI. If you experience an issue, you may do one of the following:

- Run ISA from a command line:
  - Run StartCollector from your Notes framework\rcp directory, for example,  
`C:\notes\framework\rcp>startcollector.bat`
  - Collect the .zip file created from the path you specified
  - Post that information to us
- Uninstall Domino Designer, then run ISA from the UI as you normally do

## Composite Applications issues

Lotus Notes

### Cannot wire some Portal navigator actions

When using the Buttons, Tab or Breadcrumbs navigator in a Portal application, you will not be able to wire to the "Page Opened", "Page opened as popup", or "Page opened in a new window" actions.

This limitation does not affect NSF-based applications, or Local file-based applications.

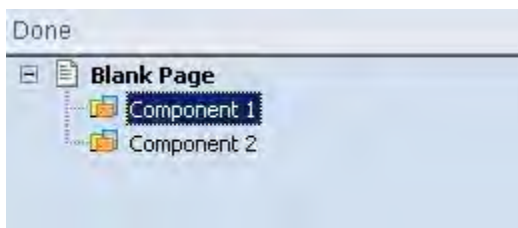


Lotus Notes

**Clicking Apply for new wire can result in error**

Under certain conditions, creating a new wire and using the **Apply** button can result in an error. For example,

1. Open a composite application for editing.
2. Drag two components from the component palette to to the component navigator.



3. Right click on Component 2 and choose **Edit component properties**. Click the **Advanced** Tab.
4. Click the **Add** button
5. Enter a name.
6. Delete the Value
7. Check the wireable checkbox. Click OK.



8. Right click on Component 1 and choose **Wiring**.
9. Create a wire to the new 'action' just created from Step 6 above. You may have to disable strict type checking.
10. Click **Apply**.

Clicking **Apply** produces errors in this case. The wire is created, but the behavior is unstable.

**Workaround**

Instead of using **Apply**, click **OK** to create a wire.

Lotus Notes

**Corrupted character appears in page title tab of local files**

If you are working on a composite application from your local file system, you might encounter corrupted characters in a page title when you are trying to create wires.

**Workaround**

Edit the page properties and remove all the white space before and after the page title.

Lotus Notes

### Deleting certain components from a Portal-based app causes error

If you are editing a composite application or composite application template hosted on a Portal server, and you delete a PIM component (such as the Contacts component) from your application, errors result, and are recorded in the log. In the case of the mini mail view component, deleting the component can produce a crash.

There is no workaround.

Lotus Notes

### Error when adding NSF component to Portal application

When adding NSF components to a Portal-based composite application, you will receive the following error: "CLFRI0051E: Component Manager experienced a problem. CLFRI0203E: Exception happened when running Portal Command". To work around this error, you can configure the Composite Application Error to not use the Domino Application Portlet when creating components on Portal, as follows:

Edit <notes\_install>\framework\rcp\plugin\_customization.ini and add the line:

```
com.ibm.rcp.aaf.portal/DontUseDAP=true
```

The result of this change is that you will not be able to view your Notes content if you view this application on Portal (as opposed to in Notes).

Lotus Notes

### Generic Web container visible on Linux but not supported

A generic web container is visible on the palette for Linux systems; however, it will be hidden in the General Availability (GA) build. Do not use this component, as it is not supported.

Lotus Notes

### Linux: Adding widget causes errors and requires restart in CAE

On a Linux system, if you add a widget to a composite application, you will be prompted to install the widget, restart the Notes client, and save your changes in the Composite Application Editor. When you save changes, the Composite Application Editor will return the error: **An Error occurred when closing the workbench** Restarting client after adding plugin .

Dismiss the error, and complete the restart of the Notes client and the Composite Application Editor. Click OK to dismiss the error and resume working.

Lotus Notes

### Linux: Generic Web container component displays on palette

The Generic Web container component displays on the component palette in the Composite Application Editor, but it is not supported for the Linux platform.

Lotus Notes

### **Property to property wiring not saved for Portal applications**

Properties marked as Wireable in the Advanced Component Properties of the Composite Application Editor are not supported for Portal-based applications. If you wire to them, the wires will not be persisted when you save the application.

Lotus Notes

### **Source page in View All Wires not displaying when name is long**

If you assign a very long name to a page, the page may not display in the View All Wires view. This problem only occurs when you are working with an application from your local file system.

#### **Workaround**

Edit the page properties and remove all the white space before and after the page title, or shorten the title.

## **Contacts issues**

Lotus Notes

### **International Alpha tab issues**

International alpha tabs are not working properly in the local Contacts.

Lotus Notes

### **Moving a recent Contact with a domain in the address**

Two issues arise if a user clicks "Move to My Contacts" for a recent contact which has a domain in the mailing address, as in "Jane Dough/Acme@ACME\_US":

1. The canonical-ized name will appear in the 'Move to My Contacts' dialog box, as in "CN=Jane Dough/O=Acme@ACME\_US".
2. The recent contact is not removed from the Recent Contacts view. If this situation occurs, just press the DEL key to remove it from the view.

## **Domino Designer issues**

Domino Designer

### **Cannot close progress page in Domino Designer**

Clicking on the Progress/Status indicator in the lower right-hand corner of Domino Designer opens a progress window that cannot be closed. To work around this issue, choose Window Open perspective, then choose Domino Designer to return to a working state.

Domino Designer

### **Cannot initiate Sametime chat from Designer when logged in**

Domino Designer is capable of logging into Sametime, but is not able to initiate chats or view Contact lists. The Domino Designer client can chat if an inbound chat message is received.

#### **Workaround**

Launch Notes to initiate Sametime chats.

Domino Designer

### **Cannot minimize Designer properties panel if Infobox is open**

Users cannot minimize the Designer properties panel if an infobox is open. Close the info box, and then minimize the properties panel.

Domino Designer

### **Cannot replace image used in shared image resource**

In Domino Designer it is not possible to change the image associated with a shared image resource; once the image resource is created, the image cannot be updated or refreshed.

#### **Workaround**

Rename the existing image resource and create a new image resource with the original name and updated image.

Domino Designer

### **Changing WSDL files created in previous releases will not save**

If you created a Wiring Property file in a previous version of Designer, and you open the application with the WSDL file in Designer 8.5 Beta, you will not be able to save any changes.

Lotus Notes, Domino Designer

### **Create Agent does not open Agent editor if Designer not running**

Using the Create Agent menu item in Notes fails to open Agent editor unless Domino Designer is currently running. If Designer is not running it will launch, but will not open Agent editor.

Domino Designer

### **Created Design element opens element then switches tab to list**

Attempting to create a new design element, or edit a recently modified design element, occasionally opens the element and then switches tabs back to the design element list.

Domino Designer

### **Creating a new design element via context menu may cause error**

Creating one of the following classic design elements (View, Folder, Frameset, Applet or Data Connection) via the contextual menu may cause a runtime exception error. You can work around this issue by selecting another design element before invoking the context menu, or by creating the element via the New button or "File -> New" menu item.

Domino Designer

### **Delete bookmarks manually**

Deleting an application will not delete the bookmark from your workspace. You must manually delete the bookmark from your workspace.

Domino Designer

### **Designer Element List sometimes appears within Notes Client**

If you have Notes and Domino Designer open at the same time, you might see that the Element List Editor opens up in a Notes document. If you see this behavior, close the Notes document, and the Element List Editor will go away.

Domino Designer

### **Designer menu duplications depending on launch sequence**

There may be some menu inconsistencies or duplication of items, depending on how Domino Designer is launched.

Domino Designer

### **Designer Search of templates or applications can cause a hang**

When using the eclipse based search option in Domino Designer, it is possible in some cases to cause a system hang.

Domino Designer

### **Designer Welcome page does not open if Notes already running**

The Domino Designer Welcome page does not open when the Notes client is already running. If you want to see the Designer Welcome page, launch Designer when the Notes client is not running.

Domino Designer

### **Extra Forms design list opened when invoking Designer from Notes**

An extra Forms design list may open in Designer when creating a new View, Folder, or Agent within Notes. If this happens, you can just close the Forms design list and continue creating your new element within Notes.

Domino Designer

### **Extra network activity generated when design locking is enabled**

If Design Locking is enabled, you may notice an extra amount of network activity connecting to the Administration server for every action. This may cause a performance hit to Domino Designer if the Administration server is down, because it tries to search for the server.

Lotus Notes, Domino Designer

### **Forms Design element list can unexpectedly open in Notes**

It is possible in some rare occasions that opening a view or clicking an action button in the Notes Client while Domino Designer is also running causes the 'Forms' design element list to open in the Notes Client.

Domino Designer

### **Generate and Source context menus appear in Notes**

'Generate' and 'Source' options may appear in some context menus in Notes. Although these menu items appear, they are not functional, nor supported.

Domino Designer

### **Import Style Sheet button in element list editor does not work**

The Import Style Sheet button in the Style Sheets Element List Editor does not currently work. To import a style sheet, click File -> Import and expand IBM Lotus Domino Designer. Selecting Style Sheet will import the style sheet into your application.

Domino Designer

### **In Domino Designer, Notes Preview does not launch Notes client**

Notes Preview fails to launch the Notes client when Notes Preview is selected from Domino Designer. The Notes Client attempts to load and gives error !CWPCA8515E: Application failed to open: Notes getting started!

#### **Workaround**

Have the Notes Client running when attempting to use Notes Preview.

Domino Designer

### **Inconsistent Escape key behavior**

Standard Notes and Domino Designer functionality allows you to press the Escape key which will close the current window or tab; the classic Domino Designer elements (Forms, Views, Folders, etc.) still allow you to press the Escape key, however, the new Domino Designer elements, such as XPages and Custom Controls, will not close if you press the Escape key. You can close those windows by clicking the red "x" in the tab name.

Domino Designer

### **Initial creation of a classic design element disables menu bar**

Creating a classic design element may initially cause the menu bar to be grayed out. Click on the opened element editor or on the menu bar, and the menu bar will be enabled again.

Domino Designer

### **Issues specific to Domino Designer 8.5 Beta**

Following are known issues with regard to this beta release of Domino Designer:

#### **LotusScript and Java editors**

Work is continuing on new Eclipse-based LotusScript and Java editors for Domino Designer. However, they are not yet at beta quality and are not included in this beta release.

**Issues with switching IDs and locations**

Unexpected behavior or crashes may result from switching to a different Notes ID or location document from within Domino Designer.

For this release, it is recommended that you do the following if you want to switch locations or Notes IDs:

- Make sure Lotus Domino Designer is shutdown
- Switch IDs or Locations from within Lotus Notes
- Re-launch Domino Designer

**Toolbar/Menu bleeding issues**

Menu items and toolbars may behave unexpectedly within Lotus Domino Designer. Behavior may include incorrect menu placement and menu duplication. Designer Toolbars also have not been fully implemented in this release.

**Notes/Designer interoperability issues**

Problems may occur if you select an element/tab/action and choose "Open with Designer" or "Open in Notes." The element/tab/action you wish to open may sometimes be visible if you switch to the correct program (either Notes or Designer), but at other times the element/tab/action will not open automatically.

Open the element/tab/action manually.

**Notes Preview issues**

There are some unexpected behaviors when using the Notes preview function in Domino Designer. Notes preview is generally working better when the Notes client is also running.

**Application branding**

Window titles and help/about documents will be inconsistent when launching Notes after Designer is running.

**Notes bookmarks** are missing from Launcher menu when Notes is opened after Designer running.

Open Notes prior to launching Designer.

**Unexpected focus switchin g**

Content re-parenting may occur between the applications when Notes and Designer are both running.

Domino Designer

**Open database in Designer does not select database in Navigator**

Opening a database in Designer from the Notes client does not select the correct database in the Database Navigator. You must select that database in the Database Navigator to start working with it.

Domino Designer

## Pager Control

In Domino Designer 8.5 Beta 1, when you drop a Pager control onto an XPage, you will have the option of setting the pager type to be one of five sample pagers or a custom pager. When you select one of the Sample1 to Sample5 pagers, an image of that pager will display at design time. Those images do not match what is currently rendered at runtime.

- Any images that represent 'First', 'Previous', 'Next', and 'Last' buttons in the pager will display with the text "First", "Previous", "Last", and "Next", respectively.
- Any status shown in the sample pagers, for example "Page 1 of 10", will only show the current page at runtime.
- Any ellipses shown in the images, for example "4|5|...10", will not render at runtime.
- Any layout shown in the images, for example where the status is left-aligned and the page selector is centered, will not render at runtime.

Domino Designer

## Provisional locking

If you try to lock or unlock a document when you are not connected to the server, you will get an error. To lock or unlock a document, you must be connected to the server.

Domino Designer

## Renaming an image adds two file extensions to end of the name

Renaming an image in Domino Designer will add an extra file extension to the end of the file name. To avoid this, rename your file without adding a file extension to the end. Domino Designer will append the original file extension to the image name.

Domino Designer

## Status bar does not display Document is locked/unlocked message

When you lock or unlock a document, the status bar at the bottom does not display the message that the Document is locked/Document is unlocked. You can tell if the document was locked or unlocked if there is a lock icon next to the element in the Element List Editor.

Domino Designer

## Switching ID files in Designer causes unwanted results

Using the Domino Designer client to switch Notes ID files can lead to a state that requires re-launching Designer to recover.

### Workaround

If working in Domino Designer and switching ID files is required, please follow these steps:

- Shutdown Designer
- Switch to or launch the Lotus Notes client
- Switch to the desired Notes ID file
- Launch Domino Designer



Domino Designer

### **View Agents in Notes does not open Agent element list**

Selecting the Menu item View -> Agents launches Domino Designer, but does not open the Agent Design Element list.

Domino Server

### **View Design does not always open to forms element list**

Selecting the menu item View -> Design for an application that is already listed in the database navigator in Designer causes the default element list to not open.

Domino Designer

### **XPages disabled on Domino for i**

XPages is disabled by default on Domino for i, for this beta release.

## **Domino Web Access issues**

Domino Web Access

### **Domino Web Access 8.5 Beta 1 issues**

Following are the issues specific to the Beta 1 release of Domino Web Access 8.5:

- Some features of the sidebar are not operational for this beta release, such as some of the drag-and-drop capabilities, and "Open in new tab"
- When the chair attempts to delete a repeating meeting, an error occurs
- An error occurs updating from the notice of a cancelled meeting
- If an invitee accepts a meeting invite with an attachment, and then accepts an update notice with another attachment, both attachments are removed from the entry
- Entries do not display in the final cell of the Calendar month view
- Display issues when creating all-day events in the One Day view
- To-do entries display in the preview pane in Edit mode, rather than Read mode
- All instances of a repeating To-do are deleted without displaying a confirmation dialog offering deletion of "Just this instance"
- Several of the icons on the rich text editor do not work with the Safari browser
- If you have open work tabs, clicking 'OK' in Preferences closes all open tabs, at which time a user is prompted to save work in progress; in Firefox clicking 'OK' in the prompt results in a browser crash
- Preference button erroneously displays in the archive database; clicking on it causes an error
- Problem with a tab re-opening immediately after being closed; may be associated with presence of open sidebar

- Offline is not supported on SUSE 10
- Personal categories cannot be synchronized to offline
- Cannot open a message larger than 1MB in DWA Lite using the Safari browser
- An error occurs, and there are display issues, when a meeting invitation is viewed in the preview pane in DWA Lite

#### Domino Web Access

### Domino Web Access Ultralite 8.5 Beta issues

The following are issues specific to the current Beta release of Domino Web Access Ultralite mode in Domino 8.5:

- If you attempt to send e-mail using a replica on a Domino server that is not your mail server, it may cause the http server process to hang on that server.  
Workaround: Use the replica of your mail file that is on your home mail server in order to send mail. If this is not possible, then an administrator will have to restart the http task from the server console on the server with the hung thread.
- Sending mail to multiple recipients requires the use of a semi-colon separator. A comma separator will not work correctly.
- In the Inbox and Unread view, reading unencrypted messages is supported. Other types of documents may not read or display correctly.
- New messages and replies only support plain text.
- Reply to all, Reply with history, Reply with attachments are not supported in this beta.
- Message Forwarding is not supported in this beta.
- The Unread mail view only displays one page of unread documents starting with oldest at the top.
- Navigation through documents in the Unread view does not work correctly.
- Navigation actions from the compose new messages page or compose a reply page do not work correctly from the Unread view.
- In the Contacts view, creating new or editing existing contacts is not supported.
- Sending an email to a personal group in Contacts is not supported.
- In the Calendar view, creating, editing, and reading individual entries are not supported. Only reading the view for any given day is supported.
- If the DWA time zone user preference is set to custom, there are known problems with the support for certain time zones. If the DWA time zone user preference is set to default, Ultralite mode will respect the Domino server time zone where the mail file resides (not the client time zone)

#### Domino Web Access, Domino for i

### IBM i: iNotes with Sametime chat/awareness requires port 80

Sametime chat and awareness do not work with iNotes (Domino Web Access) when the HTTP server is configured to use a port other than 80.

#### Workaround

Configure the HTTP server to listen on port 80.

Domino Web Access

### **Some Mail policy settings not supported**

Mail policy settings (Domino Web Access tab) regarding Browser Cache Management and RSS Feeds are not supported for this beta release.

## **Installation issues**

Lotus Notes

### **Uninstall before installing or upgrading to Notes 8.5 beta**

Before installing or upgrading to Notes 8.5 beta, you should first uninstall your existing Notes client.

Domino for i

### **IBM i: CHKPRDOPT error messages in language environments**

Domino for i is only provided as an English (2924) language feature. To deploy Domino in a language other than English, you must first install the English version of Domino, and then install the Language Pack.

If you install Domino on a system where English (2924) is not the primary language installed, error messages will result from the CHKPRDOPT command as follows:

```
CHKPRDOPT PRDID(5733LD8)
Product 5733LD8 release V8R0M0 option *BASE load 2924 correctly installed.
Language *N not installed.
Product 5733LD8 release V8R0M0 option *BASE load 5050 correctly installed.
Errors found by CHKPRDOPT.
```

Similar messages may also result during the LODRUN or RSTLICPGM commands and are also normal. These conditions are normal and do not affect the ability to configure or run Domino servers.

Domino for i

### **IBM i: Domino installation may fail with signature violation**

When installing Domino on i, the installation may fail with the following error message (check the job log for the job that issued the RSTLICPGM command):

```
Object has a signature that is no longer valid.
```

This is likely the result of installing Domino to a system that has the more stringent levels of object signature validation enabled for restore operations.

The policy to be used for object signature verification during a restore operation (for example, product installation) is controlled by the QVFYOBJRST system value, which has a default value of 3.

When installing Domino for i, the system value QVFYOBJRST must be set to a value of 3 or lower prior to installing Domino.

After installation of Domino has completed, the system value may be changed back to a more restrictive setting.

An example of changing the system value QVFYOBJRST is provided below:

```
CHGSYSVAL SYSVAL(QVFYOBJRST) VALUE('1')
```

Domino Server, Domino for i

### **IBM i: Missing Java option not always reported during install**

Installing Domino on i 5.4 when the required Java option (5722JV1 option 8 J2SE 5.0 32 bit) is not installed should result in a warning message in the installation job log.

```
Cause . . . . . : Domino 8 requires J2SE 5.0 (5722JV1 option 8) unless
                  JavaUseClassicJVM=1 is specified in the server NOTES.INI file, then JDK 5
                  (5722JV1 option 7) is required. Recovery . . . : In order to satisfy the
                  software pre-requisites for the Domino product install product 5722JV1
                  option 7 or 8.
```

In some cases, the missing Java option is not correctly detected and the message is not sent. The Domino installation will proceed successfully, however, the missing Java option will be reported again when the Domino server is started and the JVM attempts to load.

Refer to the Software Requirements section of these Release Notes, or to the Installation Guide for more information about Java software requirements and options.

## **Instant Messaging issues**

Lotus Notes

### **Exit Notes with an open video chat in progress causes hang**

If a telephony video chat is in progress and the user chooses to exit Notes, Notes will hang. Instead, exit the video chat first before trying to exit Notes.

## **Lotus Symphony issues**

Lotus Notes

### **Application crashes when exporting new encrypted document to PDF**

If you use Symphony to create a new document and encrypt it with a password then, without saving the document, export the document to PDF format, Symphony may crash.

#### **Workaround**

Save this document to your local disk first, then export it to PDF format.

Lotus Notes

### **Application will not exit with unsaved Symphony document**

If there are any Symphony documents that have been modified and not saved, Notes will not exit normally. Save the modified documents, or close the modified documents without saving, before exiting Notes.

Lotus Notes

### **Colors setting cannot be applied or restored correctly**

Modifications on color settings in "File > Preferences" cannot be applied by clicking the "Apply" button. As a workaround, click "Modify" to apply the modifications. After completing modifications, clicking "Restore Defaults" will not restore the default colors setting.

Lotus Notes

### **Data validity list rule may not be saved in MS Excel format**

Create a Symphony Spreadsheet document and insert a data validity list rule into a cell. If all the cells after this cell are empty, and you then save this file into Microsoft Excel (.XLS) format, the data validity list rule set on this cell will not be successfully saved. To work around this issue, insert content in any cell which is after this cell, and then save it.

Lotus Notes

### **Error message shows when activating restored documents**

If there are unclosed Symphony documents, spreadsheets or presentation files when Notes is closed, these Symphony files can be automatically restored in the next Notes launch. When the restored file tab is activated, there will be an error message, but the file can be loaded successfully. Discard the error message.

Lotus Notes

### **f32main.exe processes appear opening file with Freelance OLE**

If Lotus Freelance is installed, and a presentation file which contains Freelance OLE object is opened by Symphony, multiple `f32main.exe` processes may appear. Users should kill these `f32main.exe` processes manually, since they will not disappear when the file is closed.

Lotus Notes

### **Failure to send crash report when Lotus Notes does not start up**

When only the Lotus Symphony Document/Presentation/Spreadsheet application is running, and Lotus Notes is not yet started, the editor may crash unexpectedly, displaying the "Send crash report" dialog. If you then click the "Edit" button, Lotus Notes will start, but the mail with the crash report attachment will not be created as expected.

If Lotus Notes is running when a crash happens, this is not an issue.

Lotus Notes

**Hyperlink target may be changed if pasted from Symphony document**

In the Symphony document editor, copy a hyperlink with a non-empty frame type to another application, and the pasted hyperlink target will be appended with frame-type text. Subsequently activating the hyperlink will not open the target URL correctly. Edit the pasted hyperlink and remove the appended frame type text from the target URL.

Lotus Notes

**JAWS 8.0: Marked words cannot be read out consistently**

JAWS 8.0 will not consistently read out words marked by the "Find & Replace" or "Spelling Check" dialog, if JAWS has been started with the operating system. As a workaround, close JAWS 8.0 and restart it.

Lotus Notes

**JAWS: Version 8.0 or higher is needed using Windows**

For JAWS users on a Windows machine, JAWS 8.0 or higher is required for Lotus Symphony.

Lotus Notes

**Notes with Symphony cannot be launched with JAWS running**

When Lotus Notes with the embedded Symphony suite is installed before the standalone Lotus Symphony suite, Lotus Notes embedded Symphony cannot be launched when JAWS is running.

**Workaround**

Manually register the library file required by JAWS for embedded Symphony:

- From the Start menu, select **Run...**
- In the Run window, type `cmd` and then click **OK**
- Change the directory path to `<install_location>`  
`\framework\shared\eclipse\plugins\com.ibm.productivity.tools.base.system.win32_<version>`
- Type the command: `set path=%path%;<install_location>`  
`\framework\shared\eclipse\plugins\com.ibm.productivity.tools.base.infra.win32_<version>; && regsvr32 /s <install_location>`  
`\framework\shared\eclipse\plugins\com.ibm.productivity.tools.base.infra.win32_<version>\UAccCOM.dll`

Replace `<install_location>` with the Lotus Notes installation location, for example `c:\Program Files\IBM\Lotus\Notes`. Replace `<version>` with the version of the plug-in, for example `3.0.1.20080520-1702`

Lotus Notes

### **ODF file association is overwritten**

If ODF (.odt, .ott, .ods, .ots, .odp, and .otp) or OO1.0 (.sxw, .sxi, .sxc, .stw, .sti, .stc) file types are selected to associate with Symphony during Symphony installation, these associations are overwritten on Windows platforms when you install Notes 8.x. If you want to change the association, please consult your system administrator. The following gives one possible way to change the association of certain file extensions:

- In the Windows Explorer, right-click on a file with the extension whose association you want to change, and click "Open With"
- In the "Open With" dialog, click the program that you want to use to open the file, or click "Browse" to choose the program on a disk
- Select the check box "Always use the selected program to open this kind of file"

If ODF (.odt, .ott, .ods, .ots, .odp, and .otp) or OO1.0 (.sxw, .sxi, .sxc, .stw, .sti, .stc) file types are not selected to associate with Symphony during Symphony installation, users can add/remove file associations on the Preference page.

Lotus Notes

### **Portrait orientation may be changed when opening Freelance files**

If Symphony opens a SmartSuite Freelance file which is set with a Portrait page orientation, the page orientation may be changed to Landscape. Users can modify the page orientation in the Page Properties dialog.

Lotus Notes

### **Red Hat: Toolkit samples will not run in development environment**

If a development environment has been set up on a Red Hat Linux platform, and you launch samples in the Symphony Toolkit, the sample plug-ins will not run successfully.

#### **Workaround**

This is a known limitation for the Red Hat Linux platform; please switch to the SUSE 10 platform to run in this configuration.

Lotus Notes

### **SLED 10: SCIM 1.4.5 or higher is needed**

On SLED 10, text cannot be input correctly with SCIM 1.4.4 using Lotus Symphony . It needs to be upgraded to SCIM 1.4.5 or later.

Lotus Notes

### **Some bullets may not be displayed in Numbering and Bullet dialog**

On Red Hat 5.1, some bullet types will not be displayed correctly in the "Numbering and Bullet" dialog, due to having insufficient fonts installed for the operating system. Be sure to install all the language packages for Red Hat 5.1 so that bullets can be displayed correctly.

## Lotus Notes

**Some customized Preference settings are not kept after upgrading**

Some Lotus Symphony customized Preference settings will be lost after upgrading from a previous version. Users need to recover their Preference settings manually. The default settings will remain unchanged after upgrading. Reconfigure your customized Preference settings manually after upgrading.

## Lotus Notes

**Symphony documents cannot be opened correctly via LotusScript**

When opening documents with LotusScript code, if the LotusScript code is executed directly after the Windows system or Lotus Notes is restarted, the document is loaded into a separate window, not a tabbed window within Notes.

**Workaround**

There are two workarounds:

- Kill the `soffice.exe` process before executing LotusScript code
- Disable preloading from the preference page; reference the preference page from File -> Preferences -> Symphony

## Lotus Notes

**Symphony freezes when invoking system menu with JAWS running**

With JAWS running, pressing "Alt + F" then left arrow, or "Alt + Space" to launch Lotus Symphony's system menu, leads to a Lotus Symphony freeze. To recover from the freeze, please press "Alt + Tab" to switch focus to another application, then back.

**Workaround**

Please press "Ctrl + Tab", "Alt + F", or "F10" to switch focus to menu bar, then press "Alt + Space" to launch Lotus Symphony's system menu.

## Lotus Notes

**TOC hyperlink in MS Word document does not work in Symphony**

Open a Microsoft Word document with a Table of Contents (TOC) in Symphony; the TOC hyperlink does not work as expected. To work around this issue, select the TOC and launch the Context menu, choose "Update Index/Table", and the TOC hyperlink will be enabled.

## Lotus Notes

**Toolkit: Need to add links when setting up Linux dev environment**

The Notes client cannot be launched from a development environment running on the Linux platform if the user has set up the development environment according to the Developer's Guide. Instead, add the following links (this assumes you install Notes to the default location):

```
sudo ln -sf /opt/ibm/lotus/notes/libxmlproc.so /usr/lib/libxmlproc.so
sudo ln -sf /opt/ibm/lotus/notes/libndgts.so /usr/lib/libndgts.so
sudo ln -sf /opt/ibm/lotus/notes/libnotes.so /usr/lib/libnotes.so
sudo ln -sf /opt/ibm/lotus/notes/libnoteswc.so /usr/lib/libnoteswc.so
```



Lotus Notes

### **UI labels may be truncated with an ellipsis at the end**

UI labels may be truncated with an ellipsis (. . .) at the end. To work around this issue, hover your mouse over the truncated label text, and the full text will be shown as a hover tip.

## **Mail issues**

Lotus Notes

### **Copy/paste DBCS characters from View Attachment issue**

Copying DBCS characters from View Attachment and pasting them into a mail subject causes the last character to display incorrectly.

Lotus Notes

### **Interoperability of built-in view icons**

The Notes client includes several built-in view icons. These icons are used in the version 8.x Inbox, and other Mail and Calendar views; most of the icons have the same meanings as previous version 7.x icons, but a new look.

There is an interoperability issue with the version 8.x mail file that makes it display version 7.x -style icons, or no icons, in mail views and folders when used in a mixed-version environment. This occurs when the mail file is accessed on a server that has a different version of Notes code than the client. Specifically:

- If the server is version 8.x and the client is version 7.x (or earlier), some icons are not displayed at all, including the "high importance" indicator.
- If the server is version 7.x (or earlier) and the client is version 8.x, the 7.x-style icons are displayed instead of the new graphics.

The incompatibility occurs because the view index calculated by the server includes icon numbers based on the server's version, not the client's. Any version 8.x mail file accessed locally will display the appropriate icons for the client version you are using. Any version 7.x mail file will always display 7.x-style graphics, because it doesn't know about the new icons.

The updated icons were added and given new numbers, rather than replacing the old icons with the same meanings, to avoid affecting custom applications that use the old icons.

### **Recommendations**

- Either use local mail files, or do not update mail files to 8.x before you upgrade clients to 8.x.
- Update servers before clients (this is the recommended sequence for all upgrades).

Lotus Notes

### **Status area may not display correct number of messages selected**

When you use Notes selection mode (under File -> Preferences -> Basic Client Configurations), the status area sometimes does not reflect the correct number of messages selected. The status area display may go out of sync with check marks displayed. The workaround is to go to Edit -> Deselect All and start selecting messages.

## Notes client on Linux issues

Lotus Notes

### Cannot install to Arabic locale

There is a data type error that prevents installation of the Notes client on Linux, to an Arabic locale. Instead, install to an English locale.

Lotus Notes

### Cannot use ComboBoxEditor on Linux

If you have the Composite Application Editor installed on a RHEL 5 system, and you select to open a Page Properties dialog from the Navigator, selecting **Translate -> Add -> Combo Box** will cause you to be unable to scroll or select an item.

This is caused by Eclipse bug #229651, which you can see at:  
[https://bugs.eclipse.org/bugs/show\\_bug.cgi?id=229651](https://bugs.eclipse.org/bugs/show_bug.cgi?id=229651)

Lotus Notes

### Crash when trying to switch replicas

In some cases, if the mail server is not available, it may report as available and then crash.

Lotus Notes

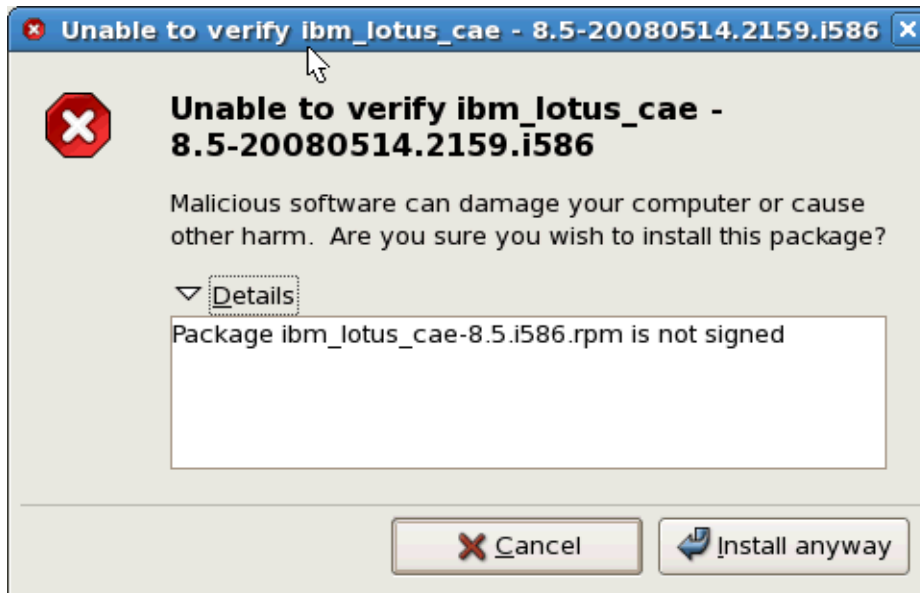
### Date picker is inconsistent for Thai locale

For a Thai locale setting, if the default year for a Calendar entry is inconsistent with a To Do, then a new To Do entry will not be shown correctly in the date slot. As a work around, when creating a To Do, change the year to the Calendar entry default year.

Lotus Notes

### Error message pops up when installing Notes RPM

If you install the Notes RPM packages via the GUI (double-click RPM on the file browser), there will be an error message:



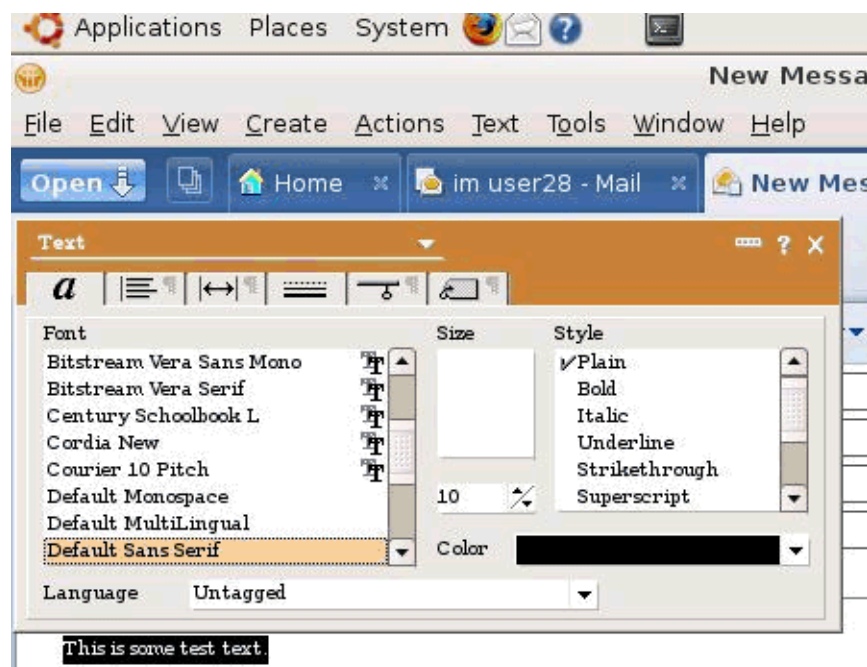
### Workaround

Ignore the error message, and continue the installation.

Lotus Notes

### Font size does not display in the infobox

Highlight some text in a document RTF field, select File -> Properties to open the properties infobox, and you will see that the Font Size choices are missing; you will be unable to change the font size:



### Workaround

In the Preferences -> Basic Configuration -> Display -> Default Fonts, set the default font family settings from Luxi xxx to Bitstream xxx.

Lotus Notes

### Issue importing an Excel file into RTF

When importing an Excel file with a DBCS chart into an RTF field in Notes, the chart title is not displayed properly.

Lotus Notes

### Missing components if many RPM/DEB are installed at one time

If `ibm_lotus_notes.rpm/deb` is installed on your system, the other four RPM package components will not be installed properly if transferred as the last argument of `rpm -ivh`. For DEB package installation, the issue will happen to the first argument of `dpkg -i`. For example:

On RHEL 5.1, the following command would result in the Activities component missing after installation:

```
# rpm -ivh ibm_lotus_notes-8.5.i586.rpm
# rpm -ivh ibm_lotus_sametime-8.5.i586.rpm ibm_lotus_activities-8.5.i586.rpm
```

On Ubuntu 8.04, the following command would result in the Sametime component missing after installation:

```
$ sudo dpkg -i ibm_lotus_notes-8.5.i586.deb  
$ sudo dpkg -i ibm_lotus_sametime-8.5.i586.deb  
ibm_lotus_activities-8.5.i586.deb
```

### Workaround

Install all of the 5 packages at one time, or install the 5 packages one by one.

Lotus Notes

### No new mail notification in system tray

This is a Linux-only issue. When you set up the New Mail Receiving options in File/Preferences/Mail/Sending and Receiving, and check the box to check for mail every "x" minutes, new mail arriving will refresh the Inbox, but no pop-up notification or New Mail icon appears in the system tray.

Lotus Notes

### Notes hangs when closing after previewing any Activities entry

Launch the Notes client with Activities installed, uncheck 'Do not prompt when exiting Notes' in the Preferences settings. Then, log into Activities, and single-click any of the Activities entries to pop-up a preview frame. Click the 'close' icon of the Notes window, and the Exit confirmation dialog box will blink, hanging the Notes client.

Lotus Notes

### NSF files cannot be opened by Notes via double click

Double-clicking an NSF file, will not open the file in Notes.

Lotus Notes

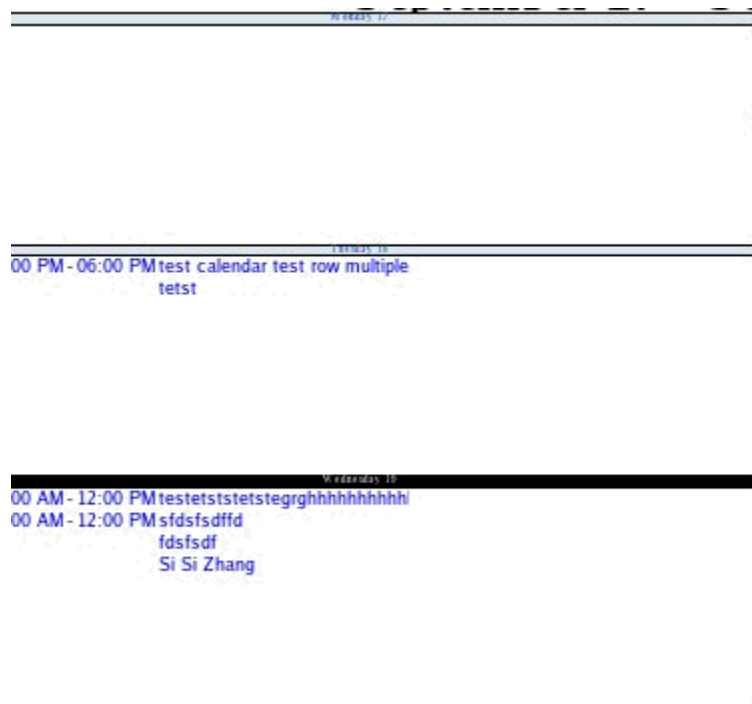
### Paper size different though settings are the same

In the Print View dialog box, set the same paper size using both "Printer tab -> Settings -> Paper size" and "Page Setup tab -> Size"; the output paper size is not consistent, though they should be.

Lotus Notes

### Print preview and actual print result is not fully consistent

In the Calendar One Week view, set the "Work Week Style" in the Printer tab and "landscape" in the Page Setup tab, then print. The print result misses words in the left edge (below) while Print preview displays the whole page correctly.



Lotus Notes

### Printer always prints A4 size even if size setting is changed

After installing a cups-pdf printer on SLED 10, printing a document with a paper size other than A4 will always cause the output .PDF file to be printed with an A4 paper size.

Lotus Notes

### Resizing OS font without Notes running will cause display issue

If you want to change the OS font, you should ensure that Notes is running, otherwise Notes will display abnormally. This is because the Notes Core font can only be resized when the Notes client is active. Resize the OS font to 160DPI (the default is 96) without Notes running, then launch Notes.

Lotus Notes

### Some attachments cannot be dragged /dropped to OS folder

Some large attachments cannot be successfully saved to the local OS folder by using drag-and-drop.

Lotus Notes

**Some imported/attached files will not be displayed correctly**

In Notes RTF fields, importing the following files may cause display issues:

1. .DOC, .XLSX, and .PPTX files display unintelligible characters when imported
2. When importing Office 2003 .DOC files, table borders and backgrounds are not consistent with the actual document
3. When importing SODC files the font, list, paragraphs, table, picture, chart and spreadsheet types are displayed incorrectly
4. When importing Office 2007 files, tables are displayed incorrectly
5. Importing/Exporting "Microsoft RTF" with tables, may cause some characters to be lost

In Notes RTF fields, when viewing attachments like .XLS files, the charts inside the .XLS file will not be correctly displayed.

Lotus Notes

**Spell check dialog UI display is misleading**

Choose "Tool-> Spell check" and, for any misspelled word, you will see that the "Skip" and "Replace" buttons are grayed-out in the spell check dialog box:



Lotus Notes

**Thai language is missing from Primary Dictionary**

When setting "File -> Preferences -> Spell Check", there is no option for the Thai language to be set as the default dictionary.

Lotus Notes

**Ubuntu: Cannot input DBCS characters into phone message**

You cannot input DBCS character into the Message area of a phone message. This problem only exists for the Ubuntu OS, not for other Linux platforms such as Red Hat and SUSE.

Lotus Notes

**Ubuntu: Embedded browser does not support SSL-connected URLs**

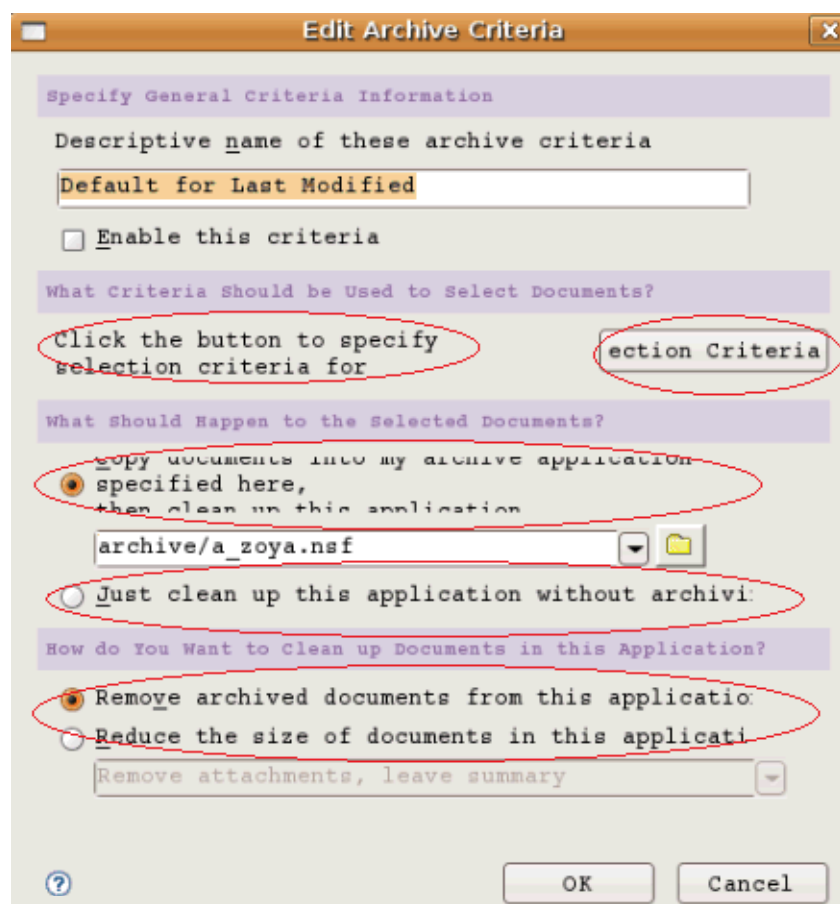
On Linux Ubuntu 8.04, the embedded browser does not support Secure Socket Layer (SSL)-connected URLs (https://). The following error message is displayed, and loading is denied after you click the OK button.

This document cannot be displayed unless you install the Personal Security Manager (PSM). Download and install PSM and try again, or contact your system administrator.

Lotus Notes

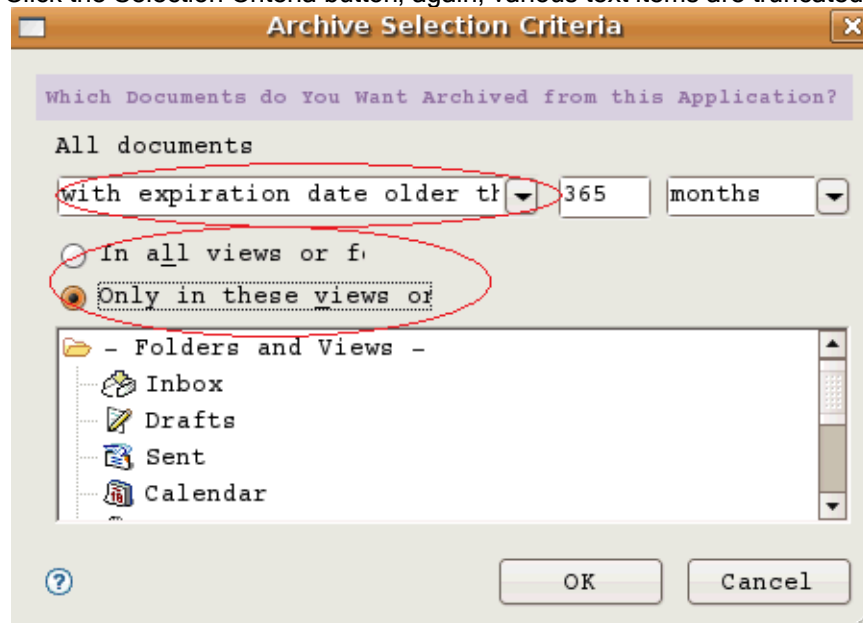
**Ubuntu: Text truncated in some Archive panes/dialogs**

Using an Ubuntu client, open your mail file and choose "Actions - Archive - Settings". On the Criteria pane, click New (or select any existing criteria set and click Edit); various static text items are truncated:





Click the Selection Criteria button; again, various text items are truncated



Go back to the Archive Settings dialog Basics pane, Advanced pane, and Schedule pane; all of these include truncated text, too.

Lotus Notes

### Ubuntu: "Open with . . ." does not work for Notes RTF fields

Attach a file into a rich-text field in Notes, then right-click on the attachment and select "Open with . . ."; there will be no response.

## Notes client on Macintosh issues

Lotus Notes

### Attachment issues

Known attachment issues when using Macintosh are as follows:

- If you are attaching Microsoft Office Word 2008 files into a Notes mail message, and sending the mail to a SMTP mail box, the attachment will have an extraneous .hqx extension or have duplicates. As a workaround, you can compress the file into a .zip file before attaching.
- Notes does not support the attaching of iWork files.
- The following Office file attachments cannot be viewed: \*.sxd, \*.sxm, \*.odb, \*.odg, \*.odf, \*.sxi, \*.sxc, and \*.sxw
- The following file attachments cannot be viewed: \*.mp3, \*.rm, \*.sitx, \*.lwp, \*.tgz, \*.wma, \*.wav
- Charts in file attachments with an \*.xls extension cannot be viewed.
- Macintosh client conversion filters are not used for attachments. As a result, searching an attachment fails for many file formats.

Lotus Notes

### **Cannot preview all mail using the arrow keys on Macintosh**

On Mac OS X, you might not be able to preview all mail items using the arrow keys inside your Inbox. The reason for this is that the Preview pane of the mail view gets focus after Multipurpose Internet Mail Extensions (MIME) mail is previewed automatically. This issue also occurs in the Chat History view of mail database.

Lotus Notes

### **Cannot preview mail via arrow key**

If you are stepping through mail items via the arrow keys, with the Preview pane open, then the keyboard focus will go to the preview pane for mail with HTML content. You need to set the focus back to the next mail entry manually when previewing HTML mail.

Lotus Notes

### **Drag-and-drop issues on Mac**

The following drag-and-drop operations do not work well on Macintosh:

1. Cannot drag-and-drop a document from the Notes view to the Open List.
2. Drag-and-drop document in mail, calendar and contact database may be very slow with text edit box open. You need close the search toolbar and Sametime sidebar before performing the drag-and-drop operation.
3. Drag-and-drop attachment to Sametime chat window is not supported on Mac.

Lotus Notes

### **Google gadget does not render properly in the Widget view**

On Macintosh, Google gadgets do not display in the window, tab, or sidebar panel when first opened. A blank page is displayed instead.

#### **Workaround**

Drag the window to resize it and display the content.

Lotus Notes

### **Launch and exit Notes issues**

Following are issues exiting or launching the Notes client on Macintosh:

- Notes may crash on exit if the user has a customized Homepage open; please do not customize your home page on Mac.
- If you cannot launch Notes via double-clicking the Notes icon in Finder, you can try to drag the Notes icon from Finder to Desktop and drag it back, then you can launch Notes via double-clicking.

Lotus Notes

### Macintosh: Java Agents on the Notes client

The Notes Client on Macintosh now runs Java agents. Locally scheduled background Java agents, foreground Java agents (actions), and Java agents running in a background client thread are all supported.

**Note:** Java applets are not supported.

#### Caveats

- Java agents on the Macintosh that consume the AWT thread for long periods of time can cause the Notes main thread to hang. Any Java agent code that interacts with the Java GUI should be written to execute what is necessary and then return.
- The methods `parseXML`, `transformXML` and `generageXML` in the Notes objects require the `org.apache.xerces.*` and `org.apache.xalan.*` classes. These do not come with the Apple JVM. If these methods are being used in your applications, they should be downloaded separately from <http://xml.apache.org>. Once downloaded, the jar file(s) containing these classes should be placed in `/Library/Java/Extensions` or in the Notes Bundle in `Notes.app/Contents/MacOS/jvm/lib/ext`. Keep in mind that if copying the jar files to `Notes.app`, you will need to reapply these changes for subsequent upgrades of Notes.
- There is no Java Console in Notes on Macintosh. To view Java output (in addition to other Notes output) use the Console application to view `console.log`.
- Agents that generate Java GUI are not yet supported
- Background agents that use LS2J do not yet work
- Calling `Agent.run()` from a Java API program will cause a crash
- The Java infopane in the agent editor is not populated
- On the Notes Standard configuration client, any Notes Preference setting that affects Java startup parameters is not honored. This is due to the `maclauncher` application invoking Eclipse with startup parameters, but not looking in the Notes Preferences file for the parameters normally used at startup. As a workaround, it is possible to directly edit the `~/Library/Application Support/Lotus Notes Data/Expeditor/rcpinstall.properties` file.
- Java generates a `StackOverflowException` on startup, which can be ignored

Lotus Notes

### Macintosh: Make Notes Basic client my default e-mail client

Users cannot set **Notes Basic client** as their default e-mail client during installation on Macintosh, but can make Notes the default e-mail client via the Notes preferences dialog after installation:

- Go to the menu item Lotus Notes -> Preferences -> User Preferences to open the User Preferences dialog
- Go to the tab page Mail -> Internet
- Check the "Use Lotus Notes as my default e-mail program" checkbox

Lotus Notes

### Right-click will not work if right-double-click is enabled

Right-click does not work if the "Right double click closes window" option is enabled in the Advanced options of the Preferences dialog. The workaround is to disable the "Right double click closes window" option on the Preferences dialog.

Lotus Notes

### **Some shortcut keys are not supported**

The following hotkeys are unsupported:

1. Option+F9 does not refresh the view
2. Escape does not close the Workspace tab
3. Command+End and Command+Home do not work
4. Option+Up, Option+Down, Option+Left, and Option+Right do not work
5. Pressing the F2 key does not enlarge the selected text
6. Accelerator keys "N" and "D" do not work on the Print Preview dialog
7. The Command+Z hotkey may not restore deleted characters in the 'Search for' field of the Search view
8. Command+A does not select the content in the formula field when creating a view or a folder
9. In some dialog boxes, choosing Command+?, or the Help button on the keyboard, results in no Help page displayed.
10. The Address bar does not support the keyboard "Home" key or "End" key.
11. You cannot use the 'Tab' key or arrow keys to move through an infobox.
12. In a rich text field, the Up and Down keys cannot be used to select a value in the Text Properties infobox.
13. Clicking Command +?, or the Help button, will not display a help page in the properties infobox.
14. Windows will not switch normally when pressing keyboard shortcuts ⌘x.
15. The ALT key does not work on Macintosh. The number menu prompted by ALT key does not work on Macintosh.
16. Option+B does not open the Open list.
17. Ctrl+F2 does not switch focus to the top menu on the Notes client (basic configuration).
18. Some items cannot be navigated to by pressing Tab key.

## **Programming issues**

Lotus Notes

### **Path separator issues in formula language/LotusScript**

In versions of Notes for Macintosh before version 7.0.2, filenames were expressed using the colon (:) as a path separator. On OS X, the path separator character is the forward slash ("/"). After Notes 7.0.2, the forward slash character is used as a path separator as well. This can cause some issues when paths are used in formula language.

In Notes for Macintosh, most of the formula language calls will expect and return pathnames with a forward slash path separator. If you have legacy code or databases that have pathnames separated by colons, and try to use them in a formula on Mac OS X that expects forward slashes (for example, @Picklist), the formula will fail.

Also, if you try to build a pathname that uses a combination of forward slashes and colons as separators in a single path, that will fail.

This issue also existed in LotusScript. If you retrieve a file path from a source outside of LotusScript, for example the Directory value in the Notes Preferences file, the FilePath property of a NotesDatabase object (for a local database on the Macintosh), or OSGetExecutableDirectory from a C callout to libnotes.dylib, you will probably get a path that uses the forward slash as the path separator. If your LotusScript code then constructs a path using this slash-delimited filepath, but uses colons to extend the filepath, the result will be a string that is not a valid path, and will cause errors if used in LotusScript statements that take a file path parameter.

For example, if you use the C Callout OSGetExecutableDirectory as follows:

```
Declare Sub OSGetExecutableDirectory Lib "libnotes.dylib" Alias  
"OSGetExecutableDirectory" (Byval mydirname As String)  
  
Dim FilePath As String*256  
FilePath = ""  
Call OSGetExecutableDirectory(FilePath)
```

FilePath will have a value that looks something like  
"/Users/NotesUser/Applications/Notes.app/Contents/MacOS/"

If the LotusScript code then tries to add on something more like "myExecutables:myfile" using a colon path separator, you end up with:  
"/Users/NotesUser/Applications/Notes.app/Contents/MacOS:myExecutables:myfile" which is an invalid file name. This would generate an error if used in an Open statement, for example.

Also note that if your code tries to parse filenames and assumes a colon separator, it will not function correctly when presented with a file path that is separated by forward slashes.

**Note:** Paths that are entirely colon-delimited **or** totally forward-slash-delimited will work correctly in LotusScript functions that expect file paths.

**Note:** Some methods on Notes and Domino objects, which are not part of the core LotusScript language, may expect only slash-separated paths.

## Roaming user issues

Lotus Notes, Domino Server

### Connection issues impact replication

If changes to your roaming data are not roaming from one computer to another, the problem may be due to intermittent connection issues that are impacting replication. Check whether you are receiving replication issues and errors on startup. If you are receiving replication errors on the replicator page for your roaming data on startup, but you can manually replicate the data, be sure to create a Server Connection document. The Server Connection document should resolve the replication issues. The easiest way to create the document is as follows:

1. From the Notes client, click File - Open - Lotus Notes Application.
2. Specify the server IP address in the field "Look in."
3. Save and close the document.

You should now see that your data is roaming.

Lotus Notes, Domino Server

## File server roaming in links mode

This release note describes issues related only to file server roaming in links mode.

### Roaming policy settings for file server roaming in links mode

You need to be aware of the following information prior to configuring and using file server roaming in links mode. When you are setting up the roaming policy settings document, in the Roaming Options section, use the following settings:

Field	Specify
Put roaming data on	File Server
Access mode	Remote <b>Note</b> Do not set the How to Apply value to "Do not set value." When you allow the Access mode to be changed by users, the Notes client users can specify a Local or Remote Access mode on the Roaming Preferences panel. The Access mode will be changed when the Notes client is shutdown, so the client requires a restart for this setting to take effect.

### Upgrading the Notes client to file server roaming in links mode

When you upgrade the Notes client to file server roaming in links mode, the roaming databases are added to the replication page. The client replicates once and then removes the roaming databases from the replication page after the "upgrade completed" message is generated.

### Restart Notes client after upgrade

In Links mode, links are created when the Notes client shuts down. Restart the Notes client when Upgrade is complete.

### Restart Notes client after downgrading a user status to nonroaming

When you downgrade a user to nonroaming, the links files are replaced with databases. Roamingdata.nsf is removed from the Notes data directory when you downgrade. Restart the Notes client to allow the downgrade process to take effect.

### Opening file server while roaming data not available causes client to crash

When you configure a roaming user for File server roaming in Links mode, the Notes client crashes if you open the Notes client while the file server with roaming data is not available.

### Concurrent use of Notes file server roaming is not supported

If one computer is running the Notes client and using the file server files in Links mode, another computer cannot run the Notes client and access those same file server files in Links mode. The second computer running Notes client and attempting to access those same files will crash. Concurrent use of Notes file server roaming is not supported.

### No indication of lost connection

If you have file serving roaming with links mode and you lose your connection, no indication of the lost connection is provided. Your Notes client may crash when you attempt to access your Personal Address Book or other roaming databases.

Lotus Notes, Domino Server

## **File server roaming issues**

This release note describes issues related only to file server roaming.

### **User ID file issues with file server roaming**

When you register a roaming user with the user ID file stored in the Personal Address Book, the ID file should automatically be extracted from the Personal Address Book when the Notes client user logs on to the Notes client on another computer. This is not working correctly in this Beta software. The ID file is not detaching from the Personal Address Book.

File server roaming users must be provided with their Notes.ID file on portable media such as a diskette or CD. They need to have a retrievable copy of their Notes.ID in order to roam to another computer.

### **Text you specify in "Text for the roaming complete dialog" field not displaying correctly**

When upgrade to roaming is complete for a Notes client user and you have specified text in the field "Text for the roaming complete dialog" on the roaming policy settings document, that text should display the next time the user logs on to the Notes client. This is not working correctly in this Beta build and the text you enter does not display the next time the newly upgraded roaming user logs on the Notes client. The following text displays:

```
"You have now completed the roaming upgrade process.  You are now able to
  roam to other machines."
```

### **Downgrade is generating multiple administration process requests**

This issues applies if one user has multiple computers. If multiple computers running Notes client roaming are downgraded to nonroaming status by removing them from the applied policy for roaming users, an additional Administration Process request is generated in the Administration Requests database (ADMIN4.NSF) for each of those downgraded computers. Only one administration process request needs to be generated for the downgrade of multiple computers downgraded at the same time.

### **Second client may hang on shutdown**

If two Notes clients are set up and the first one is upgraded to file server roaming, when you start the second Notes client, a dialog box prompting you to convert your files displays. The prompt indicates that if you choose to convert now, the Notes client will shutdown and you will have to restart the Notes client. If you then choose to convert now, the dialog box continues to display, and the Notes client attempts to shut down. Another dialog box displays indicating that you have a window open. When you choose OK, the client eventually hangs while shutting down,

Lotus Notes, Domino Server

## **Notebook.nsf not replicated to local server after roaming setup**

When you complete the roaming setup for a newly-registered Notes client user, five roaming files should be replicated to the local server from the remote server. Open the Home page, and then open the local Notebook database. A dialog box displays the following error:

```
"Database is not fully initialized yet. (It does not contain any views.) You
  will have to use Replicate on the File - Replication menu to initialize it."
```

No personal Notebook item is displayed on the replicator page. You can manually replicate the Notebook from the remote server to the local server.

Lotus Notes, Domino Server

### **Some changes to bookmarks may not roam**

Some bookmark changes made by Notes client users may not roam. This is an intermittent issue that is currently under investigation.

Lotus Notes, Domino Server

### **Upgrading or downgrading a user's roaming status**

We recommend that you use policies to upgrade or downgrade a user's roaming status. Using policies to define roaming status saves you time and decreases the amount of work involved in setting a user's roaming status. Use the roaming policy settings document to define or upgrade a user's status to roaming. To downgrade a roaming user to a nonroaming status, simply remove the policy assignment for the user you are downgrading.

## **Search issues**

Domino Server, Domino for i

### **IBM i: Summary information for Domain Search not displayed**

Domain Search Results for File Systems are not displaying the Summary information for PDF File Types. On IBM i, the name of the PDF files is displayed instead of the Summary information.

## **Server issues**

Domino for i

### **Domino crash from agent.run() with DIIOP on IBM i 6.1**

If a remote Java application creates a DIIOP session with the Domino server on IBM i 6.1, and runs an agent via the `Lotus.Domino.Agent.run()` method, the Domino server may crash.

Domino for i

### **IBM i: CFGDOMSVR with TIMEZONE(\*SYSVAL)**

A problem occurs when a Domino server has been setup from i Navigator and you specify \*SYSVAL in the TIMEZONE field. When the command is submitted, the process finishes without errors but the TIMEZONE value is zero (indicating that the system value was not assigned).

Workaround: When you set up a Domino server using the server setup wizard from i Navigator, choose any Timezone value except \*SYSVAL.



Domino for i

### **IBM i: Database name with extended characters not displayed**

With IBM i 5.4 and the HTTP (powered by Apache™) Domino plug-in based on WebSphere 6.0.2.3 (PTF SI19429), the following error is displayed on the Web browser when attempting to load a URL that contains a Domino database name with double-byte or other characters that are not a-z and 0-9 (for example, 删除.nsf, Å.nsf or Ë.nsf).

```
HTTP Web Server: Unknown Command Exception  
[/%E5%88%A0%E9%99%A4.nsf/(/All)?OpenView]
```

The same URL/Domino database name is successfully served using Domino HTTP via Domino Web Access.

This issue also occurs with the IBM i 6.1 plugin.

Domino for i

### **IBM i: HTTP crash when same port used by IPV4/IPV6**

The HTTP task of a server that is configured to use IPV6 will crash if the HTTP port is already in use by another server that is configured to use IPV4.

#### **Workaround**

In the Domino Directory, specify the host name(s) with an IPV4 or IPV6 address, and then enable "Bind to host name."

When you start a Domino server that was configured to use all of the available IPv4 addresses on the system (\*SYSTEM) and then try to start a Domino server which is configured to use also IPv6, the server with IPv6 will crash. This happens because both try to use the 1352 port and the Domino server with IPv6 also tries to bind to the IPv4 address ports.

You must solve this issue by correctly assigning and binding specific IPv4 or IPv6 addresses to each Domino server.

Install i 5.4 PTF 5722999 MF42024 to avoid the Domino server crash, but you will still get "the requested TCP/IP port is in use on this system", which is correct - you must assign IP addresses correctly as mentioned above.

This applies to any other port in the same circumstances, for example on port 80 for HTTP, etc.

Domino Server

### **Non-English DAOS directory name may be problematic**

Possible multi-byte character issues exist for the DAOS directory name. As a workaround, use an English name, or the default DAOS directory name.

## Documentation updates

### Notes Client Help

Lotus Notes

#### Application Catalogs help

The Application Catalogs (titled Portal Applications Catalog) section of the Lotus Notes Help will not be included in the online Notes Help.

To view this section of help, see Lotus Notes 8.5 Beta in the Information Center at the following URL:

<http://infocenters.lotus.com/help7/index.jsp>

Lotus Notes

#### Compressing in-line images

Users can set a Basic Notes Client configuration preference to automatically compress bitmap (.bmp) images that are pasted into documents. When you set this preference, bitmap images that are pasted into a Notes document from other applications are compressed and converted to a graphics interchange format (.gif) image.

1. Click **File > Preferences**.
2. Click **Basic Notes Client Configuration**.
3. Under **Additional options**, check **Compress images pasted into documents**.

**Note:** This feature supports pasting images from other applications into Notes. It is currently not supported for copying/pasting images within the Notes client.

Lotus Notes

#### New drag-and-drop features

The following table outlines the new drag-and-drop functionality in this release:

You can drag	and drop it into
Notes rich text selection (as plain text or rich text)	External applications, Lotus Symphony editor
A name from the embedded Sametime contact list	A name field in a Notes document
A group from the embedded Sametime contact list	A name field in a Notes document
A name from a Notes name field	<ul style="list-style-type: none"> <li>• Another Notes names field, or into a different position in the same name field.</li> <li>• A rich text field in a Notes document or to an external application</li> </ul>

You can drag	and drop it into
Text or rich text from an external or Notes document	Notes text fields
Notes text fields	Another Notes text field or an external application
Notes rich text from a rich text field in a Notes document	Another area within the same rich text field or to another rich text field in the same Notes document (currently supported on Microsoft Windows only)
A name from an external application	A name field in a Notes document

**Note:** You can also double-click in a Names field to select the entire name.

## Domino Administration Help

Lotus Notes, Domino Server

### Cannot use policy to create server connection document

The IBM Lotus Domino Administrator documentation contains the topic "NRPC name-to-address resolution over TCP/IP" which contains the subtopic "Internal alternatives to DNS." The subtopic contains a "Tip" which is incorrect. The "Tip" stated that you can use policies to create a server configuration document. That is incorrect. The tip has been removed. The revised subtopic is shown here:

#### Internal alternatives to DNS

If you don't use DNS at your site or if a Domino server is not registered with DNS (as is sometimes the case if the server offers Internet services), use one of these methods to enable each Notes workstation and Domino server to perform name resolution locally. Keep in mind that the upkeep required for both of these approaches is considerable.

- Place a hosts file, which is a table that pairs each system name with its IP address, on every system that needs private access. Set up each system so that it accesses the hosts file before accessing DNS.
- Create a Connection document that contains the destination server's IP address on every Notes workstation and Domino server that needs to access that server.

Domino Server

### WebSphere Services DDM probe not available for use

The IBM Lotus Domino 8.5 Administrator documentation contains information pertaining to the WebSphere Services probe. The WebSphere Services probe is not being made available. Please disregard all references to that probe. The documentation has been changed, and the revised DDM topics are shown here:

#### Server probes

There is one server probe subtype -- Administration. Use the Administration probe subtype to monitor whether selected administration requests run and to report on any requests that fail. You select the administration process requests that are monitored by the probe. After you select administration requests in the Probe document, run the administration request as you would any administration request. For each reported administration request failure, there is a corresponding error report in the IBM(R) Lotus(R) Domino(TM) Domain Monitor database (DDM.NSF).

This table contains the names and descriptions of the Server probes that you can define.

Server Probe name	Description
Server -- Administration	Reports any administration process requests that fail to run when the request is scheduled to do so.

### Creating Server probes

1. From the IBM(R) Lotus(R) Domino(TM) Administrator, click the Files tab.
2. Open the Monitoring Configuration database.
3. Choose DDM Configuration.
4. Choose any DDM probe view, and then click New DDM Probe.
5. Choose Server.
6. Complete these fields:

## Composite Application Editor Help

Lotus Notes

### New features for Composite Application Editor

The following features are new for this release. They are documented in the on-line Help for the Composite Application Editor.

- Support for container components that let you rapidly assemble a specific type of application, such as a Web application.
- Support for Landmarks that allow you to manage data integration for container components.
- Property Value Editor that allows you to globally update component property values.
- Support for re-ordering wires so they execute in an order that you specify.
- New UI features that provide quicker access to component wiring.
- Support for adding components so they display in the left or right sidebar of the application.

Lotus Notes

### Wildcard search and replace can produce unexpected results

Choose Edit -> Property Values to open the Property Value editor. If you use a wildcard in a find-and-replace field, you may get unexpected results. For example, if you want to replace all URLs in an application, you might enter the expression [ W: ? / ] \* in the 'Replace' field, and then enter the replacement URL in the 'With' field. This command would paste the URL twice in each field; for example, www.myurl.com would be entered as www.myurl.com www.myurl.com.

This is because the wildcard \* replaces zero or more instances, which is useful if you are putting values into a field where there are no existing values, though it can create duplicates if there are existing values. To avoid this double entry, enter the wildcard expression like this instead: [ W: ? / ] +

## Domino Web Access Help

### Domino Web Access

#### Add an external calendar overlay

The external calendar overlay feature is enabled by default in this Beta release. However, administrators should read the release note "Use an HTTP-proxy servlet to restrict URLs to external servers" for information about configuring the `proxy-config.properties` file to allow the use of external servers for this feature.

Users can add an external calendar, such as a Google calendar, to their Domino Web Access calendar. From a Calendar view, click Add, and then chose which calendar to add to their calendar.

### Domino Web Access

#### Domino Web Access client help not updated

The Help that displays in Domino Web Access is not fully supported in this Beta release, and has not been updated with the new features. For information on new client features, please refer to the Documentation Updates section of these release notes.

### Domino Web Access

#### New Web server tell command

There is a new server console command that allows administrators to replace or update the Domino Web Access `forms.nsf` file without having to restart the Domino server:

1. Open the Domino server console
2. Enter the command `tell http inotes flushforms`
3. Replace or update the `forms.nsf` file in the `lotus/domino/data/inotes` directory
4. When you are notified that a file will be overwritten, type `y` to confirm
5. The new or updated file is saved


### Domino Web Access

#### Using Quickr with Domino Web Access

Quickr integration is enabled by default for this Beta release. However, administrators need set up an HTTP-proxy servlet and add an entry or entries for the Quickr server(s) in the `proxy-config.properties` file. Note also that if the Quickr server is in the same SSO domain as the Domino server, then `LtpaToken` should be included in the list of allowed cookies in the `proxy-config.properties` file. For information on setting up an HTTP-proxy servlet, see the release note "Use an HTTP-proxy Servlet to restrict URLs to external servers" in these release notes.

For this Beta release, you can perform the following tasks when creating or reading mail:

- Add a Quickr place using your Domino Web Access user preferences.
- Insert a Quickr link into an email
- View Quickr links in messages sent to you
- Save an attachment in mail you receive to a Quickr place or to a folder in a place.

To insert a link into a message, from an open message click the Quickr icon , select one or more Quickr place documents, and then click **Add as links**. When you insert a Quickr document link, it has two parts: [<filename>](#) | [Open document summary](#).

When you receive a message that includes a Quickr document link, the link will also have two parts. If it has been sent by another Domino Web Access user, it will have the format [<filename>](#) | [Open document summary](#). If the message was sent from Notes using the Lotus Quickr Connector, the link will include an icon. To view a Quickr link document in an e-mail you receive, click the appropriate link. The link to the document in the first half requires that connectors are installed. The second link opens a Web page.

**Note:** If you have connectors installed, Domino Web Access does not support the connectors preferences and place settings. To use those place settings in Domino Web Access, you must configure them using Domino Web Access preferences.

## Domino for IBM i Documentation

Domino for i

### IBM i: C and C++ Application requirements

#### C and C++ Application Requirements

Any applications that use the Domino C or C++ API need to be reviewed to make sure they are properly enabled for use with Domino on IBM i. There are two important considerations:

- **Bind to QNOTES/LIBNOTES**  
Some applications incorrectly specify a library of \*LIBL when binding to the LIBNOTES service program. This can result in incorrect operation in a multi-versioned Domino environment. Applications must specify library QNOTES when binding to the LIBNOTES service program in order to function correctly in a multi-versioned environment.
- **Enable for Teraspace**  
When 64-bit support for Domino becomes available, Domino for i5/OS will also change to use the i5/OS 64-bit pointer and teraspace support. To ensure proper operation, applications using the Domino C or C++ API must be teraspace-enabled. This can be accomplished by recompiling the application with the teraspace compiler option specified. This is expected to provide significant improvement in Domino i5/OS performance when 64-bit support is introduced.

For more details, see the following documents:

**Considerations when developing Domino C and C ++ API applications for i5/OS:**

<http://www.ibm.com/support/docview.wss?rs=203&uid=swg21238494>

**Domino 7 for i5/OS Application Development Guide (Chapter 2 - Application Development Considerations)**

[http://www.lotus.com/ldd/doc/uafiles.nsf/docs/i5osdom7/\\$File/apdev400.pdf](http://www.lotus.com/ldd/doc/uafiles.nsf/docs/i5osdom7/$File/apdev400.pdf)

For information on Domino 64-bit plans, see this document:

[http://www-1.ibm.com/support/docview.wss?rs=463&context=SSKTMJ&dc=DB520&uid=swg21233872&loc=en\\_US&cs=UTF-8&lang=en&rss=ct463lotus](http://www-1.ibm.com/support/docview.wss?rs=463&context=SSKTMJ&dc=DB520&uid=swg21233872&loc=en_US&cs=UTF-8&lang=en&rss=ct463lotus)

Domino Server, Domino for i

### IBM i: CFGDOMSVR maximum length of DOM and ORG keywords

When configuring a Domino server using the CFGDOMSVR CL command, the maximum length of the following keyword values are changed as follows:

Keyword	Maximum length
Organization (ORG)	63
Domain (DOM)	31

Domino for i

### IBM i: CFG/CHGDOMSVR TIMEZONE and DAYSAVTIME keywords

The CL commands CFGDOMSVR and CHGDOMSVR that are used to configure Domino servers on System i are changed to incorporate support for the system value **QTIMZON** that was introduced in V5R3.

#### CFGDOMSVR

The Configure Domino Server (CFGDOMSVR) CL command is used to set up either a first Domino server or an additional Domino server. It is also used to remove an existing Domino server.

#### CHGDOMSVR

The Change Domino Server (CHGDOMSVR) CL command changes the configuration of an existing Domino server. You can use this command to change specific characteristics or to add features that were not included in the original server configuration.

The **TIMEZONE** keyword of the CFGDOMSVR command is modified to accept a new value **\*SYSVAL** which is the new default value.

**TIMEZONE**-Specifies the time zone to be used by the Domino server. The possible values are:

**\*SYSVAL**

Specify the Timezone for this Domino Server based on QTIMZON system value.

**time-zone**

Specify a new value for the time zone (GMT, ZW1, et. al.).

The **DAYSAVTIME** keyword of the CFGDOMSVR command is modified to accept a new value **\*TIMEZONE**.

**DAYSAVETIME** Specifies whether the server time stamp should be adjusted for Daylight Savings Time. This value does not affect the actual system time. The possible values are:

**\*YES**

Adjust the time stamp for Daylight Savings Time.

**\*NO**

Do not adjust the time stamp for Daylight Savings Time.

**\*TIMEZONE**

Adjust the time stamp for Daylight Savings Time according to the Timezone system value.

Note: **\*TIMEZONE** cannot be specified here if **\*SYSVAL** is not specified on the **TIMEZONE** parameter

Similar values are accepted on the CHGDOMSVR CL command, along with the **\*SAME** keyword.

Refer to each command's Help Text for additional information and usage details.

Domino for i

### **IBM i: Daylight Savings Time changes**

The United States and parts of Canada are extending the period of Daylight Savings Time (DST), beginning in 2007. From 2007 onward, DST will commence on the second Sunday in March (three weeks earlier than previously), and end on the first Sunday in November (a one week extension). For detailed information about these changes, and how they affect Notes and Domino, please see technote #21247972 at the following URL:

<http://www.ibm.com/support/docview.wss?rs=899&uid=swg21247972>

In addition, you can refer to the following Web page for additional information that pertains to DST on IBM i.

<http://www-03.ibm.com/systems/i/software/domino/dst2007.html>

Domino Server, Domino for i

### **IBM i: How to obtain additional spell-check dictionaries**

Lotus Domino for i installs four of the most common spell-check dictionary files for use with Domino:

- canadien.dic
- uk.dic
- us.dic
- wpdic.dic

Additional dictionary files may be obtained from the `dictionaries.exe` file of the Domino 8 or 8.5 for i physical CD or Web kit. For more information, including instructions on how to install, refer to Chapter 20 of the Installing and Managing Domino 8 for System i Help documentation, in the topic "Language Dictionary Files".

In prior releases, customers were directed to obtain the additional dictionaries from the Notes client CD. However, with Domino 8 and later releases, the server dictionary support has been upgraded, and is no longer consistent with the client dictionary versions.

Domino for i

### **IBM i: Parallel save capability with BRMS and i 5.4**

BRMS has extended the parallel save and restore capability to the Integrated File System (IFS) with i 5.4. Domino users of BRMS may want to investigate whether this new capability will help to minimize their Domino backup window.

Use the Work with Backup Control Groups (WRKCTLGBRM) CL command and specify option 8 (Change Attributes) for the QLTSSVR (or your own) control group to change the Parallel device resources from "NONE" to '2', or more, parallel devices.

If parallel backup is selected, then BRMS is required on the restore operation.

Customers who run concurrent backups with Domino servers may already be minimizing the save time, if the servers consume approximately the same storage.

For more information on this feature, refer to the BRMS Web page at the following URL:

<http://www-03.ibm.com/servers/eserver/series/service/brms/domino.html>



Domino for i

**IBM i: Retrieve Domino Server Attributes API**

The **Retrieve Domino Server Attributes (QnninRtvDominoServerAttr)** API is used to retrieve specific information about each Domino server. This API program retrieves all of the information provided by **QnninRtvDominoServerI**, plus additional information based on the format name. It is modified in Domino 8 to additionally retrieve IPv6 information.

**Retrieve Domino Server Attributes (QnninRtvDominoServerAttr):**

Required Parameter Group:

1	Data buffer for Domino server information	O	Char(*)
2	Data buffer length	I	Binary(4)
3	Server name	I	Char(255)
4	Server name length	I	Binary(4)
5	Format name	I	Char(8)
6	Error Code	I/O	Char(*)

Service Program Name: QNNINLDS

Similar Commands: None

**Authorities and Locks**

Default public authority

\*USE

**Required Parameter Group**

Data buffer for Domino server information

OUTPUT; CHAR(\*)

This returns the information about a specific Domino server. For the format, see "Data Buffer".

Data buffer length

INPUT; BINARY(4)

The length of the data buffer. The length must be at least big enough to hold the Bytes returned field and Bytes available field. Failure to provide enough room for the data will result in errors or incomplete data being returned.

Server name

INPUT; CHARACTER(255)

The name of the Domino server to retrieve information. This is a blank padded field. If the server name was 10 characters long, then there would be 245 blanks following the server name.

Server name length

INPUT; BINARY(4)

The length of the server name including the blanks. It should always be 255.

Format name

INPUT; CHARACTER(8)

The name of the format used to retrieve different Domino server attributes. You can use the following format names:

DATR0100, DATR0200

Error code

I/O; CHAR(\*)

The structure in which to return error information. For the format of the structure, see Error Code Parameter. If this parameter is omitted, diagnostic and escape messages are issued to the application.

**Data Buffer**

For detailed descriptions of the fields in these tables, see Field Descriptions.

**DATR0100** Attribute Buffer

Offset Dec	Offset Hex	Type	Field
0	0	Binary(4)	Bytes returned
4	4	Binary(4)	Bytes available
8	8	Binary(4)	Primary type of Domino server
12	C	Binary(4)	Secondary type of Domino server
16	10	Binary(4)	Number of active jobs in the subsystem
20	14	Binary(4)	Offset to data directory path
24	18	Binary(4)	Length of data directory path
28	1C	Binary(4)	Offset to executable directory path
32	20	Binary(4)	Length of executable directory path
36	24	Character(20)	Subsystem description
56	38	Character(10)	Library name
66	42	Binary(1)	Server status
67	43	Binary(1)	Auto-Start with TCP/IP Servers
68	44	Binary(4)	Partition Number
72	48	Binary(4)	Offset to generic information
76	4C	Binary(4)	Length of generic information
80	50	Character(16)	Server release
*	*	Character(*)	Variable data

**DATR0200** Attribute Buffer

Offset Dec	Offset Hex	Type	Field
0	0	Binary(4)	Bytes returned
4	4	Binary(4)	Bytes available
8	8	Binary(4)	Primary type of Domino server
12	C	Binary(4)	Secondary type of Domino server
16	10	Binary(4)	Number of active jobs in the subsystem
20	14	Binary(4)	Offset to data directory path
24	18	Binary(4)	Length of data directory path
28	1C	Binary(4)	Offset to executable directory path
32	20	Binary(4)	Length of executable directory path
36	24	Character(20)	Subsystem description
56	38	Character(10)	Library name
66	42	Binary(1)	Server status
67	43	Binary(1)	Auto-Start with TCP/IP Servers
68	44	Binary(4)	Partition Number
72	48	Binary(4)	Offset to generic information
76	4C	Binary(4)	Length of generic information
80	50	Character(1)	Log replication events
81	51	Character(1)	Log client session events
82	52	Character(1)	DOLS enabled
83	53	Character(1)	Day light savings time enabled
84	54	Character(6)	Time zone
90	5A	Character(10)	Collation sort order
100	64	Character(11)	SMTP type
111	6F	Character(1)	Directory type
112	70	Character(1)	Service provider configuration
113	71	Character(3)	Reserved
116	74	Binary(4)	Offset to organization name

**DATR0200** Attribute Buffer (cont'd)

Offset Dec	Offset Hex	Type	Field
120	78	Binary(4)	Length of organization name
124	7C	Binary(4)	Offset to web browser list, List Type 1
128	80	Binary(4)	Offset to News Readers List List Type 1
132	84	Binary(4)	Offset to Mail services List List Type 1
136	88	Binary(4)	Offset to Advanced services List List Type 1
140	8C	Binary(4)	Offset to Connection Services List List Type 1
144	90	Binary(4)	Offset to Directory Services List List Type 1
148	94	Binary(4)	Offset to Additional Services List List Type 1
152	98	Binary(4)	Offset to TCP Info List List Type 2
156	9C	Binary(4)	Offset to canonical name
160	A0	Binary(4)	Length of canonical name
164	A4	Binary(4)	Offset to server title
168	A8	Binary(4)	Length of server title
172	AC	Binary(4)	Offset to server host name
176	B0	Binary(4)	Length of server host name
180	B4	Binary(4)	Offset to domain name
184	B8	Binary(4)	Length of domain name
188	BC	Binary(4)	Offset to administrator(s) name(s)
192	C0	Binary(4)	Length of administrator(s) name(s)
196	C4	Character(16)	Server release
*	*	Character(*)	Variable data

**Field Descriptions**

**Auto - Start with TCP/IP servers:** This is a flag that indicates if the server will be started automatically when TCP/IP is started on the system.

- 0 - The server will not be started with TCP/IP
- 1 - The server will be started with TCP/IP

**Bytes available:** The length of data that could be returned by this API. This value is greater than "Bytes returned" when the length of the receiving variable is too small, causing truncation of data.

**Bytes returned:** The length of data returned in this structure. This value includes this and all following fields. If the data is truncated because the receiver variable is not large enough to hold all of the data available, this value will be less than the bytes available value.

**Collation sort order:** This field indicates which way the Domino server will sort characters. The possible values are:

<b>*SAME</b>		<b>HU</b>	Hungarian	<b>RU</b>	Cyrillic
<b>*STD</b>	Standard	<b>IS</b>	Icelandic	<b>SK</b>	Slovak
<b>CS</b>	Czech	<b>IT</b>	Italian	<b>SL-SI</b>	Slovenian
<b>DA-DK-AA</b>	Nordic 2to1	<b>JA</b>	Japanese	<b>SQ-AL</b>	Albanian
<b>DE</b>	German	<b>KO</b>	Korean	<b>SV</b>	Swedish
<b>E2-ES</b>	Spanish - Modern	<b>LT</b>	Lithuanian	<b>TH</b>	Thai
<b>EL</b>	Greek	<b>LV</b>	Baltic	<b>TR</b>	Turkish
<b>EN</b>	Latin1	<b>NL</b>	Dutch	<b>ZH-CN</b>	Simplified Chinese
<b>ES</b>	Spanish - Traditional	<b>NO</b>	Nordic	<b>ZH-TW</b>	Traditional Chinese
<b>ET-EE</b>	Estonian collation	<b>PL</b>	Latin2		
<b>FI</b>	Finnish	<b>PL-PL</b>	Polish		
<b>FR</b>	French	<b>PT</b>	Portuguese		
<b>HR</b>	Croatian	<b>RO</b>	Romanian		

**Directory Type:** This is a flag that indicates if the server is configured as a central directory or a config-only directory. The possible values are:

- '1' - Central Directory
- '2' - Config-Only Directory

**DOLS enabled:** This is a flag that indicates if the server is enabled for Domino Offline Support (DOLS). The possible values are:

- '0' - Not enabled for DOLS
- '1' - Enabled for DOLS

**DST:** This is a flag that indicates if the server is configured for Daylight Savings Time (DST). The possible values are:

- '0' - Not configured for DST
- '1' - Configured for DST

**Length of administrator name:** This is the length of the data in the administrator name.

**Length of canonical name:** This is the length of the data in the canonical name. If length is equal to 0 (zero) then no canonical server name is available. Example of canonical server name:  
CN=MYSERVER/OU=SALES/O=ORG1/C=US

**Length of data directory path:** This is the length of the data in the data directory path.

**Length of domain name:** This is the length of the data in the domain name (1-32).

**Length of executable directory path:** This is the length of the data in the executable directory path.

**Length of generic information:** This is the length of the data in the generic information.

**Length of organization name:** This is the length of the data in the organization name (1-64).

**Length of server host name:** This is the length of the data in the server host name (0-255). If length is equal to 0 (zero) then no server host name is available.

**Length of server title:** This is the length of the data in the server title (0-60). If length is equal to 0 (zero) then no server title is available.

**Library name:** This is the library name of the run time programs.

**Log client session events:** This is a flag that indicates if client session events should be logged. The possible values are:

- '0' - Do not log client session events
- '1' - Log client session events.

**Log replication events:** This is a flag that indicates if replication events should be logged. The possible values are:

- '0' - Do not log replication events
- '1' - Log replication events.

**Number of active jobs in the subsystem :** This is the number of active jobs in the subsystem associated with this Domino server. If the Domino server is currently not running this value will be 0. If a -1 is returned then the number of active jobs running in the subsystem could not be determined. If a -1 is returned there is a diagnostic message written that gives some more information on why this information could not be retrieved.

**Offset to administrator name :** This is the offset, from the start of the returned data, to where the administrator name can be found. It will be somewhere within the variable data portion of the returned data.

**Offset to advanced services list :** This is the offset, from the start of the returned data, to the list of advanced services of the server. This list is in List Type 1 format. See below for the description of the List Type 1 format;

**Offset to canonical name :** This is the offset, from the start of the returned data, to where the canonical name can be found. It will be somewhere within the variable data portion of the returned data.

**Offset to connection services list :** This is the offset, from the start of the returned data, to the list of connection services of the server. This list is in List Type 1 format. See below for the description of the List Type 1 format;

**Offset to data directory path :** This is the offset, from the start of the returned data, to where the data directory path can be found. It will be somewhere within the variable data portion of the returned data.

**Offset to directory services list :** This is the offset, from the start of the returned data, to the list of directory services of the server. This list is in List Type 1 format. See below for the description of the List Type 1 format;

**Offset to domain name :** This is the offset, from the start of the returned data, to where the domain name can be found.

It will be somewhere within the variable data portion of the returned data.

**Offset to executable directory path :** This is the offset, from the start of the returned data, to where the executable directory path can be found. It will be somewhere within the variable data portion of the returned data.

**Offset to generic information :** This is the offset, from the start of the returned data, to where the generic configurat information can be found. It will be somewhere within the variable data portion of the returned data.

**Offset to mail services list :** This is the offset, from the start of the returned data, to the list of internet mail packages of the server. This list is in List Type 1 format. See below for the description of the List Type 1 format;

**Offset to news readers list:** This is the offset, from the start of the returned data, to the list of news readers of the server. This list is in List Type 1 format. See below for the description of the List Type 1 format;

**Offset to organization name:** This is the offset, from the start of the returned data, to where the organization name can be found. It will be somewhere within the variable data portion of the returned data.

**Offset to server host name:** This is the offset, from the start of the returned data, to where the server host name can be found. It will be somewhere within the variable data portion of the returned data.

**Offset to server title:** This is the offset, from the start of the returned data, to where the server title can be found.  
It will be somewhere within the variable data portion of the returned data.

**Offset to TCP/IP information list :** This is the offset, from the start of the returned data, to the list of TCP/IP port information of the server. This list is in List Type 2 format. See below for the description of the List Type 2 format;

**Offset to web browsers list:** This is the offset, from the start of the returned data, to the list of web browser features of the server. This list is in List Type 1 format. See below for the description of the List Type 1 format;

**Partition Number:** The internal partition number used by the Domino server to identify itself within a partitioned server environment.

**Primary type of Domino server:** This is the type of Domino server. The possible values are:

- 0 - Unknown Domino server type
- 1 - Domino server
- 2 - Stand alone QuickPlace server
- 3 - Stand alone SameTime server

If the server type is a Domino server, you may need to check the Secondary type of Domino server field to see if there are other capabilities of the server.

**Secondary type of Domino server:** This Domino server also has these additional capabilities. The possible values are:

- 0 - No additional capabilities.
- 1 - Also a QuickPlace server
- 2 - Also a SameTime server
- 3 - Also a QuickPlace AND SameTime server

This field is only valid if the Primary type of Domino server field indicates a Domino server.

**Service provider configuration :** This is a flag that indicates if the Service Provider Configuration (XSP) is enabled in the server. The possible values are:

- '0' - XSP not enabled
- '1' - XSP Enabled

**Server release:** This is the release of the server in the format VRM. Example of a server release: 8.0.0

**Server status:** This is the current status of the server. The possible values are:

- 1 - Server ended
- 2 - Server started
- 3 - Server starting
- 4 - Server ending
- 5 - Server in standby mode
- 99-Server in unknown status

**SMTP Type:** This field indicates how the Domino server supports SMTP mail. The possible values are:

\*MSF AS/400 SMTP server in combination with the AnyMail/400 Mail Server Framework (value is obsolete)

\*DOMINO Built-in Domino SMTP

\*QUICKPLACE Built-in QuickPlace SMTP (QuickPlace servers only)

**Subsystem description:** This is the name of the subsystem description used for this Domino server. The first 10 bytes of the data will be the subsystem description name and the next 10 bytes will be the library name where the subsystem description can be found.

**Time Zone:** This field indicates what time zone the server is configured for. The possible values are:

<b>GMT</b> Greenwich Mean Time Standard Time	<b>BST</b> Bering Standard Time	<b>HST</b> Alaska-Hawaii
<b>ZW1</b> 1 hour West of GMT East of GMT	<b>ZW12</b> 12 hours West of GMT	<b>ZE6B</b> 6 1/2 hours
<b>ZW2</b> 2 hours West of GMT of GMT	<b>ZE12C</b> 12 3/4 hours East of GMT	<b>ZE6</b> 6 hours East
<b>ZW3</b> 3 hours West of GMT hours East of GMT	<b>ZE12</b> 12 hours East of GMT	<b>ZE5C</b> 5 3/4
<b>NST</b> Newfoundland Standard Time East of GMT	<b>ZE11B</b> 11 1/2 hours East of GMT	<b>ZE5B</b> 5 1/2 hours
<b>AST</b> Atlantic Standard Time hours East of GMT	<b>ZE11</b> 11 hours East of GMT	<b>ZE5</b> 5
<b>EST</b> Eastern Standard Time East of GMT	<b>ZE10B</b> 10 1/2 hours East of GMT	<b>ZE4B</b> 4 1/2 hours
<b>CST</b> Central Standard Time hours East of GMT	<b>ZE10</b> 10 hours East of GMT	<b>ZE4</b> 4
<b>MST</b> Mountain Standard Time East of GMT	<b>ZE9B</b> 9 1/2 hours East of GMT	<b>ZE3B</b> 3 1/2 hours
<b>PST</b> Pacific Standard Time of GMT	<b>ZE9</b> 9 hours East of GMT	<b>ZE3</b> 3 hours East
<b>YST</b> Yukon Standard Time of GMT	<b>ZE8</b> 8 hours East of GMT	<b>ZE2</b> 2 hours East
<b>ZW9B</b> 9 1/2 hours West of GMT European Time	<b>ZE7</b> 7 hours East of GMT	<b>CET</b> Central

**Variable Data:** This is the start of the variable data field. Use the offset and length fields to actually find and retrieve data from this area.

## List Formats

### List Type 1

Offset Dec	Offset Hex	Type	Field
0	0	Binary(4)	Number of Items in List
4	4	Binary(4)	Length of each item
*	*	Character(*)	Items in the list

**List Type 2**

Offset Dec	Offset Hex	Type	Field
0	0	Binary(4)	Number of Items in List
*	*	Character(*)	TCP/IP list items in TCP List Format

**TCP List Format**

Offset Dec	Offset Hex	Type	Field
0	0	Binary(4)	OffsetToNext Item
4	4	Character(17)	IPv4 Address
21	15	Character(1)	Port Enabled
22	16	Character(10)	Port Encrypted
32	20	Binary(4)	Offset To Port Name
36	24	Binary(4)	Length of Port Name
40	28	Binary(4)	Offset To Network Name
44	2C	Binary(4)	Length of Network Name
48	30	Character(1)	Port Compression
49	31	Character(1)	Type of Remote system information
50	32	Character(2)	Reserved
52	34	Binary(4)	Offset To Remote system information
56	38	Binary(4)	Length of Remote system information
*	*	Character(*)	Variable data

**TCP List Format Field Descriptions :**

**IPv4 address:** This is the IPv4 address for this Domino Server Port. It is blank if an IP host name or IPv6 address is available.

**Length of Network Name:** This is the length of the Network Name data.

**Length of Port Name:** This is the length of the port name data.

**Length of Remote system information :** This is the length of the IP host name data, IPv4 address, or IPv6 address.

**Offset to Network Name:** This is the offset, from the start of this list element, to where the network name can be found.

**Offset to next item:** This is the offset, from the start of the first element in the list, to where the next element can be found.

**Offset to Port Name:** This is the offset, from the start of this list element , to where the port name can be found.

**Offset to Remote system information :** This is the offset, from the start of this list element, to where the IP host name, IPv4 address, or IPv6 address can be found.

**Port Compression:** This indicates if the data sent through the port is compressed. Possible values are;

- '0' - Data is not compressed.
- '1' - Data is compressed.



**Port Enabled:** This is a flag that indicates if this Domino Server Port is enabled. Possible values are;

- '0' - Server port not enabled.
- '1' - Server port is enabled.

**Port Encrypted:** This indicates if the data sent through the port is encrypted. Possible values are;

- \*ENCRYPT
- \*NOENCRYPT

**Reserved:** This is a reserved field.

**Type of Remote system information :** This indicates the type of address the Remote system information variable field contains for this Domino Server Port. Possible values are:

- '1' - "Remote system information" field contains an IPv4 address.
- '2' - "Remote system information" field contains an IPv6 address.
- '3' - "Remote system information" field contains the host name for this port.

**Variable Data:** This is the start of the variable data field. Use the offset and length fields to actually find and retrieve data from this area.

### Error Messages

CPF24B4: Severe error while addressing parameter list.

CPF3CF1: Error code parameter not valid

CPF3CF2: Error(s) occurred during running of &1 API.

CPF3C1E: Required parameter &1 omitted.

CPF3C21: Format name &1 is not valid.

CPF3C24: Length of the receiver variable is not valid.

LNT0907: The server name specified, &1, is not valid.

Domino for i

### IBM i: System Value QLOGOUTPUT

i 5.4 introduced a new system value - QLOGOUTPUT (Job Log output). This affects Domino servers / jobs as follows:

- Each Domino server runs in a separate subsystem. The subsystem name is specified on the CFGDOMSVR command; the default is DOMINOxx, where xx is a number. The WRKDOMSVR command shows the subsystem name.
- Information for Subsystem is stored in the library QUSRNOTES
- Each subsystem has a Job Description (JOBDD) used when submitting jobs to a system
  - To view JOBDD: Enter the command WRKJOBDD JOBDD(QUSRNOTES/\*ALL)
  - One of the parameter of JOBDD is *Job log output* , Keyword LOGOUTPUT:
    - When a job completes, one of three actions occur that affects how the job log is created. The following are values of the LOGOUTPUT parameter:
      - The job log server produces the job log: (\*JOBLOGSVR)
      - The job itself produces the job log; if the job cannot produce its own job log, the job log will be produced by a job log server. (\*JOBEND)
      - The job log is not produced; the job log remains in pending until it is removed. (\*PND)

- If LOGOUTPUT is set to \*SYSVAL, the job uses the job log output value that is specified in the Job log output (QLOGOUTPUT) system value.
- The shipped value for the Job log output (QLOGOUTPUT) system value is \*JOBEND; the recommended value is \*JOBLOGSVR.

Additional information on JOBD and the QLOGOUTPUT can be found at:

<http://publib.boulder.ibm.com/series/>

- Select V5R4
- Search on qlogoutput

Domino for i

### **IBM i: Use of the forward slash "/" character**

When issuing Domino console commands on IBM i, be aware of the command syntax and use of the forward vs. backward slash. For example, you may see the backward slash character "\" used to delimit directory and file names in general use examples. On IBM i, use the forward slash "/" character.

Domino for i

### **IBM i: Using i Navigator tasks on the Web**

#### **Overview**

System i Navigator is the user interface of choice for many IBM i administrators, system operators, and end users. This Windows-based GUI, which is a part of the System i Access for Windows product, gives administrators an easy-to-use, Windows-based interface for managing key i resources.

However, in order to use System i Navigator, you must have the System i Access for Windows product installed, both on the System i and your PC. What if you are home or away from your primary PC at work, and you would like to perform some quick System i Navigator task. Maybe you need to check the system operator's message queue to make sure there are no messages needing a response before work can continue. Or you might need to check the status of a particular job that is currently running, or make sure a key piece of printer output is moved to the top of its print queue so it can be printed immediately. Well, with Domino 8 and i 5.4 or a later release, you can perform these and many other tasks, even though you are away from your main work PC! All you need is a browser and access to the desired System i system.

This browser support is provided with a feature called System i Navigator tasks on the Web. System i Navigator tasks on the Web allows you to perform a subset of System i Navigator tasks through an Internet Web browser. The interface may look slightly different, but the tasks you can perform are the same as when using System i Navigator Windows interface.

Administration of Domino servers from System i Navigator tasks on the Web is supported with i 5.4 or i 6.1. This feature, allows you to perform most of the same tasks that you can perform when using the Domino plug-in for System i Navigator Windows interface, but from a browser.

The System i Navigator Web interface for Domino differs from the System i Navigator Windows interface for Domino in that it is shipped with IBM i, whereas the System i Navigator Windows interface for Domino is shipped as a System i Navigator plug-in as part of the Domino for i product. Therefore, there is no need for any update operation to run on the client in order to get a newer version of the System i Navigator Web interface for Domino. Whenever you update to a new IBM i OS level, you get the latest version of the System i Navigator Web interface for Domino.

The Domino Plugin version that is provided with i 5.4 and i 6.1 is Domino release 8.0.

**Domino releases supported with i 5.4 and i 6.1**

- Domino 6.5.x
- Domino 7.0.x
- Domino 8.0.x
- Domino 8.5

**Languages supported**

- English

**Browsers supported**

- Microsoft Internet Explorer 6.0
- Mozilla 1.7
- Firefox 1.0.2

**Initial setup steps**

To administer Domino servers using System i Navigator tasks on the Web, you need at least one system at either i 5.4 with SP3 (or later) or i 6.1 that has the following products installed:

i 5.4		i 6.1	
5722SS1 Option 3	Extended Base Directory Support	5761SS1 Option 3	Extended Base Directory Support
5722SS1 Option 12	Host Servers	5761SS1 Option 12	Host Servers
5722SS1 Option 30	Qshell	5761SS1 Option 30	Qshell
5722DG1	IBM HTTP Server	5761DG1	IBM HTTP Server
5722JV1	IBM Developer Kit for Java	5761JV1	IBM Developer Kit for Java
5722JV1 Option 6	Java Developer Kit for 1.4 for Domino 6 and 7	5761JV1 Option 6	Java Developer Kit for 1.4 for Domino 6 and 7
5722JV1 Option 8	J2SE 5.0 32 bit for Domino 8	5761JV1 Option 8	J2SE 5.0 32 bit for Domino 8

Required i 5.4 PTFs:

- 5722SS1 Option 3 PTF SI24255
- 5722DG1 Group PTF SF99114 Level 6 or later

Prior to applying the V5R4 5722DG1 SF99114 Level 6 PTF(s), end the following servers:

IBM Help Server	ENDTCPSVR *IBMHELP
ADMIN HTTP Server	ENDTCPSVR *HTTP HTTPSVR(*ADMIN)
DDM Server	ENDTCPSVR *DDM
LDAP Server	ENDTCPSVR *DIRSVR

**Note:** You do not need the Domino product installed on the same IBM i system that has the System i Navigator tasks for the Web support installed. From any i system that has the Web support installed, Domino servers on any i system in the network can be managed. Also, any supported release of Domino for i can be administered using this Web interface.

Before users can access System i Navigator tasks on the Web, the system administrator needs to modify the HTTP Administration server configuration to automatically start the system application server instance. This special "system instance" must be configured and started before the System i Navigator Web application can function. To do this, the system administrator needs to perform these tasks:

1. Start the HTTP Administration server if it is not already started
  - > STRTCPSVR SERVER(\*HTTP) HTTPSVR(\*ADMIN)
2. Go to the HTTP Administration Web page: <http://<system>:2001/HTTPAdmin> (where <system> is the System i host name).
3. Click on the "Manage" tab
4. Click on the "HTTP Servers" tab, then select "ADMIN - Apache" from the Server list
5. Click on "General Server Configuration" in the left pane of the current page
6. Specify "Yes" for "Start the system application server instance when the 'Admin' server is started"
7. Specify "Yes" for "Stop the system application server instance when the 'Admin' server is stopped"
8. Click the "Apply" button
9. Stop, then start the HTTP Administration server so these configuration changes take effect

Once this "one time" configuration change is made to the HTTP Administration server, and the server is restarted, users will be able to access System i Navigator tasks on the Web.

**Note:** For i 6.1 systems you do not need to modify the HTTP Administration server configuration manually because the system application server instance would be started automatically when the 'Admin' server is started.

**Note:** For more information on how to set up this Web environment on your system, see the **IBM iSeries V5R4 Information Center**:

<http://publib.boulder.ibm.com/infocenter/series/v5r4/index.jsp?lang=en>

or the **System i V6R1 Information Center**:

<http://publib.boulder.ibm.com/infocenter/systems/scope/i5os/index.jsp>

After you have set up System i Navigator tasks on the Web, all you need on your PC is a Web browser that connects to the Internet and you can begin working with the Domino tasks by clicking **View All Tasks** and selecting the Network tab.

Also, you do not need to worry about learning a new interface for these Web tasks. The exact same code and user interface that are used within System i Navigator on the client are also used on the Web. So, for example, if you're already familiar with the System i Navigator for Windows panel that appears when you select the "properties" action of a Domino server, you will see the exact same interface when you select "properties" of a Domino server on the Web.

You can also create your own URL that points to the Domino tasks on the Web, as well as other System i Navigator tasks on the Web, by using the URL Advisor. To use the URL Advisor, visit the following URL from a Web browser:

<http://<hostA>:<port>/webnav/WnServlet?task=home>

where:

**<hostA>** is the System i host name.

**<port>** is the HTTP port number set up with System i Navigator Web interface.

Click **Create a URL...** to create the URL for the Domino tasks on the Web.

**Working with the Domino tasks on the Web**

Not all Domino operations that are available with the System i Navigator Windows interface are allowed in the Web interface. The following table shows the Domino operations that can be performed using the Web interface to Domino servers that reside in the network, and the special authorities needed for the user profile performing them:

Operations	Special Authorities needed	Steps to follow
Change the properties of a Domino server	*ALLOBJ *JOBCTL *SECADM *IOSYSCFG	To change the properties of a Domino server: <ol style="list-style-type: none"> <li>1. Locate the system where the Domino server resides.</li> <li>2. Select <b>Network</b>.</li> <li>3. Select <b>Domino Servers</b>.</li> <li>4. Click the <b>pop menu</b> from a Domino server in the server list and select <b>Properties</b>.</li> <li>5. Change any of the properties of the Domino server and click <b>OK</b>.</li> </ol>
Delete a Domino server	*ALLOBJ *JOBCTL *SECADM *IOSYSCFG	To delete a Domino server from a system: <ol style="list-style-type: none"> <li>1. Locate the system where the Domino server resides.</li> <li>2. Select <b>Network</b>.</li> <li>3. Select <b>Domino Servers</b>.</li> <li>4. Click the <b>pop menu</b> from a Domino server in the server list and select <b>Delete</b>.</li> </ol>
Start Domino servers or controllers	*JOBCTL	To start a Domino server, controller, or both on a system: <ol style="list-style-type: none"> <li>1. Locate the system where the Domino server resides.</li> <li>2. Select <b>Network</b>.</li> <li>3. Select <b>Domino Servers</b>.</li> <li>4. Click the <b>pop menu</b> from a Domino server in the server list.</li> <li>5. Click <b>Start</b> and select one of the following: <b>Server</b>, <b>Controller</b> or <b>Server and Controller</b>.</li> </ol> To start all existing Domino servers, controllers, or both on a system: <ol style="list-style-type: none"> <li>1. Locate the system where the Domino servers reside.</li> <li>2. Select <b>Network</b>.</li> <li>3. Select <b>Domino Servers</b>.</li> <li>4. In <b>Select Action</b>, select one of the following: <b>Start &gt; All Servers</b>, <b>Start &gt; All Controllers</b> or <b>Start &gt; All Servers and Controllers</b>.</li> </ol>
Stop Domino servers or controllers	*JOBCTL	To stop a Domino server, controller, or both on a system: <ol style="list-style-type: none"> <li>1. Locate the system where the Domino server resides.</li> <li>2. Select <b>Network</b>.</li> <li>3. Select <b>Domino Servers</b>.</li> <li>4. Click the <b>pop menu</b> from a Domino server in the server list.</li> <li>5. Select <b>Stop</b> and click one of the following: <b>Server</b>, <b>Server Immediately</b>, <b>Server and Controller</b> or <b>Server and Controller Immediately</b>.</li> </ol> To stop all existing Domino servers, controllers, or both on a system: <ol style="list-style-type: none"> <li>1. Locate the system where the Domino servers reside.</li> <li>2. Select <b>Network</b>.</li> <li>3. Select <b>Domino Servers</b>.</li> <li>4. In <b>Select Action</b>, select one of the following: <b>Stop &gt; All Servers</b>, <b>Stop &gt; All Servers and Controllers</b>, <b>Stop &gt; All Servers Immediately</b> or <b>Stop &gt; All Servers and Controllers Immediately</b>.</li> </ol>

Operations	Special Authorities needed	Steps to follow
Launch WebAdmin.nsf	*JOBCTL	<p>To launch WebAdmin.nsf:</p> <ol style="list-style-type: none"> <li>1. Locate the system where the Domino server resides.</li> <li>2. Select <b>Network</b>.</li> <li>3. Select <b>Domino Servers</b>.</li> <li>4. Click the <b>pop menu</b> from a Domino server in the server list and select <b>Server Administration</b>.</li> <li>5. Specify the HTTP port and click <b>OK</b>.</li> </ol>
Add a Domino Application	*ALLOBJ *SECADM *IOSYSCFG	<p>To add a Domino Application to a Domino server:</p> <ol style="list-style-type: none"> <li>1. Locate the system where the Domino server resides.</li> <li>2. Select <b>Network</b>.</li> <li>3. Select <b>Domino Servers</b>.</li> <li>4. Click the <b>pop menu</b> from a Domino server in the server list and select <b>Add Application</b>.</li> </ol> <p><b>Usage notes:</b></p> <ul style="list-style-type: none"> <li>• The Domino server must already be set up on the system.</li> <li>• The licensed program and option being added must be installed on the system.</li> </ul>
Add QuickPlace or Sametime to a Domino server	*ALLOBJ *JOBCTL *SECADM *IOSYSCFG	<p>To add QuickPlace or Sametime to a Domino server:</p> <ol style="list-style-type: none"> <li>1. Locate the system where the Domino server resides.</li> <li>2. Select <b>Network</b>.</li> <li>3. Select <b>Domino Servers</b>.</li> <li>4. Click the <b>pop menu</b> from a Domino server in the server list and select either of the following: <b>Add QuickPlace</b> or <b>Add Sametime</b>.</li> </ol>
Remove QuickPlace or Sametime from a Domino server	*ALLOBJ *JOBCTL *SECADM *IOSYSCFG	<p>To remove QuickPlace or Sametime from a Domino server:</p> <ol style="list-style-type: none"> <li>1. Locate the system where the Domino server resides.</li> <li>2. Select <b>Network</b>.</li> <li>3. Select <b>Domino Servers</b>.</li> <li>4. Click the <b>pop menu</b> from a Domino server in the server list and select either of the following: <b>Remove QuickPlace</b> or <b>Remove Sametime</b>.</li> </ol>
View the active jobs related to the Domino servers	*NONE	<p>To view the active jobs related to the Domino servers on a system:</p> <ol style="list-style-type: none"> <li>1. Locate the system where the Domino servers reside.</li> <li>2. Select <b>Network</b>.</li> <li>3. Select <b>Domino Servers</b>.</li> <li>4. In <b>Select Action</b>, select <b>Domino Jobs</b>. The jobs are displayed in a new window, sorted by subsystem.</li> </ol>
Display the Domino plug-in version	*NONE	<p>To see the version of the Domino plug-in that you are using:</p> <ol style="list-style-type: none"> <li>1. Locate the system where the Domino server resides.</li> <li>2. Select <b>Network</b>.</li> <li>3. Select <b>Domino Servers</b>.</li> <li>4. In <b>Select Action</b>, select <b>Display Plugin Version</b>.</li> </ol>

Operations	Special Authorities needed	Steps to follow
Working with Domino servers	<p>You must have at least one of the following:</p> <p>*ALLOBJ *JOBCTL *SECADM *IOSYSCFG</p>	<p>To work with existing Domino servers on a system:</p> <ol style="list-style-type: none"> <li>1. Locate the system where the Domino servers reside.</li> <li>2. Select <b>Network</b>.</li> <li>3. Select <b>Domino Servers</b>.</li> <li>4. The Domino servers list appears in a new window.</li> <li>5. Click the <b>pop menu</b> from a Domino server of your choice to bring up a context menu where you can select different operations to apply to the Domino server. Ability to run an operation depends on the special authorities it requires, as described in this table.</li> </ol> <p><b>Usage notes:</b></p> <ul style="list-style-type: none"> <li>• You can sort the Domino servers by name or by creation date in the new window. To sort the servers by name, click <b>Server Name</b> at the top of that column. To sort the Domino servers by creation date, click <b>Server Name</b> again.</li> <li>• To view the Domino server status the user profile must have <b>*USE object authority</b> to the QUSRNOTES library.</li> </ul>

#### Other operations over Domino tasks on the Web

- FIND TOOLBAR only searches for the first satisfied result, next search begins from previous search result.
- On TABLE ACTIONS TOOLBAR, Select All only takes effect on current page, this functionality isn't supported by the Domino tasks on the Web, it uses the "Start All Domino servers or controllers" and "Stop All Domino servers or controllers" operations to work with all servers.
- On TABLE ACTIONS TOOLBAR, when Edit Sort is used with Server Name, by descending the list appears by the date created in default and by ascending the list is shown alphabetically, sorting list by "Status" or "Version" are not enabled.
- Launch WebAdmin.nsf is used as instance of "Start Domino console" and "Server Administration" options used on Domino plug-in for System i Navigator.

#### Operations not supported

- Configure a new Domino server.
- Work with Domino console.

## Activities Help

Lotus Notes

### Activities sidebar documentation updates

The following documentation updates apply to the Notes 8.5 Beta Help:

- When you access the Members list, you can click a name to open the person's business card. From the business card, you can click **Send Mail** to send an e-mail to the person or you can click one of the Lotus Connections feature links to open the feature in a Web browser.
- When you enable Activities to-do items to be displayed in the Notes calendar, the Activities sidebar must be open and populated with content before the to-do items will be displayed.
- The ability to work with Activities offline is not enabled by default. If you want to see a technical preview of the offline feature, contact the Beta administrator.
- Adding a link to a related activity is not supported.
- Comments added as replies to a private entry can be seen by other members of the activity from the List view.
- The ability to create entry templates, which is a feature introduced in the Web version of Activities with Lotus Connections 2.0, is not supported in the sidebar.
- If you modify the Activities server settings from the Activities preferences window, you may be prompted to provide credentials more than once. Enter a valid user name and password when you are prompted to do so.
- You cannot drag a Notes document to the Overview and My Activities by Priority views.
- When you click a link to a document stored in a local Notes database from an entry, the document does not open correctly.
- If you download a file attached to an entry, make changes to the file, and then save the file, the draft of the file attached to the entry is not updated automatically. To update the draft attached to the entry, you must delete the existing file attachment, and then add the updated version of the file to the entry as a new attachment. This method only works with standard entries; it does not work with to-do items or comment entries. You cannot attach a file to a to-do item or comment entry from which a file attachment was previously deleted.





## Notices and Trademarks

### Notices

This information was developed for products and services offered in the USA. IBM may not offer the products, services, or features discussed in this document in all countries. Consult your local IBM representative for information on the products and services currently available in your area. Any reference to an IBM product, program, or service is not intended to state or imply that only that IBM product, program, or service may be used. Any functionally equivalent product, program, or service that does not infringe any IBM intellectual property right may be used instead. However, it is the user's responsibility to evaluate and verify the operation of any non-IBM product, program, or service.

IBM may have patents or pending patent applications covering subject matter described in this document. The furnishing of this document does not give you any license to these patents. You can send license inquiries, in writing, to:

IBM Director of Licensing  
IBM Corporation  
North Castle Drive  
Armonk, NY 10504-1785  
U.S.A.

For license inquiries regarding double-byte (DBCS) information, contact the IBM Intellectual Property Department in your country/region or send inquiries, in writing, to:

IBM World Trade Asia Corporation Licensing  
2-31 Roppongi 3-chome, Minato-ku  
Tokyo 106, Japan

The following paragraph does not apply to the United Kingdom or any other country/region where such provisions are inconsistent with local law:

INTERNATIONAL BUSINESS MACHINES CORPORATION PROVIDES THIS PUBLICATION "AS IS" WITHOUT WARRANTY OF ANY KIND, EITHER EXPRESS OR IMPLIED, INCLUDING, BUT NOT LIMITED TO, THE IMPLIED WARRANTIES OF NON-INFRINGEMENT, MERCHANTABILITY, OR FITNESS FOR A PARTICULAR PURPOSE.

Some states do not allow disclaimer of express or implied warranties in certain transactions; therefore, this statement may not apply to you.

This information could include technical inaccuracies or typographical errors. Changes are periodically made to the information herein; these changes will be incorporated in new editions of the publication. IBM may make improvements and/or changes in the product(s) and/or the program(s) described in this publication at any time without notice.

References in this publication to IBM products, programs, or services do not imply that they will be available in all countries in which IBM operates. Product release dates and/or capabilities referenced in this publication may change at any time at IBM's sole discretion based on market opportunities or other factors, and are not intended to be a commitment to future product or feature availability in any way.

Any references in this information to non-IBM Web sites are provided for convenience only and do not in any manner serve as an endorsement of those Web sites. The materials at those Web sites are not part of the materials for this IBM product, and use of those Web sites is at your own risk.

IBM may use or distribute any of the information you supply in any way it believes appropriate without incurring any obligation to you.

Licensees of this program who wish to have information about it for the purpose of enabling: (i) the exchange of information between independently created programs and other programs (including this one) and (ii) the mutual use of the information that has been exchanged, should contact:

Lotus Software  
IBM Software Group  
One Rogers Street  
Cambridge, MA 02142  
USA

Such information may be available, subject to appropriate terms and conditions, including in some cases payment of a fee.

The licensed program described in this document and all licensed material available for it are provided by IBM under terms of the IBM Customer Agreement, IBM International Program License Agreement, or by any equivalent agreement between us.

Any performance data contained herein was determined in a controlled environment. Therefore, the results obtained in other operating environments may vary significantly. Some measurements may have been made on development-level systems, and there is no guarantee that these measurements will be the same on generally available systems. Furthermore, some measurements may have been estimated through extrapolation. Actual results may vary. Users of this document should verify the applicable data for their specific environment.

Information concerning non-IBM products was obtained from the suppliers of those products, their published announcements, or other publicly available sources. IBM has not tested those products and cannot confirm the accuracy of performance, compatibility, or any other claims related to non-IBM products. Questions on the capabilities of non-IBM products should be addressed to the suppliers of those products.

All statements regarding IBM's future direction or intent are subject to change or withdrawal without notice, and represent goals and objectives only.

This information contains examples of data and reports used in daily business operations. To illustrate them as completely as possible, the examples include the names of individuals, companies, brands, and products. All of these names are fictitious and any similarity to the names and addresses used by an actual business enterprise is entirely coincidental.

## Trademarks

IBM, the IBM logo, AIX, DB2, DB2 Universal Database, developerWorks, Domino, i5/OS, iSeries, Lotus, Lotus Notes, LotusScript, Notes, Passport Advantage, QuickPlace, Quickr, Redbooks, Sametime, Symphony, System i, System i5, System z, Tivoli, WebSphere, xSeries, z/OS, and zSeries are trademarks or registered trademarks of IBM Corporation in the United States, other countries, or both.

Additional IBM copyright information can be found at: <http://www.ibm.com/legal/copytrade.shtml>

This product is Built on Eclipse™ (<http://www.eclipse.org>).

Java and all Java-based trademarks and logos are trademarks of Sun Microsystems, Inc. in the United States, other countries, or both.

Microsoft, Windows, Windows Vista, Aero, and the Windows logo are trademarks or registered trademarks of Microsoft Corporation in the United States, other countries, or both.

Apple, the Apple logo, iCal, Mac, Macintosh, Mac OS, and Safari are trademarks of Apple Inc., registered in the U.S. and other countries.

Intel and Pentium are trademarks of Intel Corporation in the United States, other countries, or both.

Macrovision and InstallShield are registered trademarks of Macrovision Corporation.

Adobe, the Adobe logo, PostScript, and the PostScript logo are either registered trademarks or trademarks of Adobe Systems Incorporated in the United States, and/or other countries.

Google and Google Desktop are trademarks of Google Inc.

Yahoo! is a trademark of Yahoo! Inc.

The Graphics Interchange Format© is the Copyright property of CompuServe Incorporated. GIF(sm) is a Service Mark property of CompuServe Incorporated.

UNIX is a registered trademark of The Open Group in the United States and other countries.

Linux is a trademark of Linus Torvalds in the United States, other countries, or both.

Other company, product and service names may be trademarks or service marks of others.